

**Section 1**

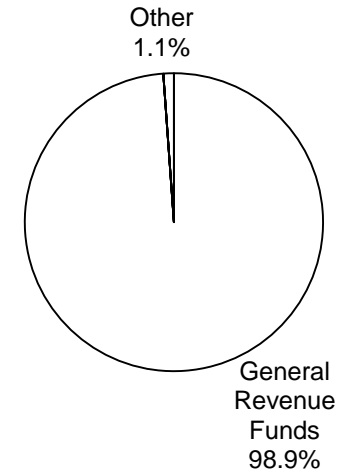
**Board of Podiatric Medical Examiners  
Summary of Recommendations - House**

Page VIII-52  
Hemant Makan, Executive Director

Trevor Whitney, LBB Analyst

<b>Method of Financing</b>	<b>2014-15 Base</b>	<b>2016-17 Recommended</b>	<b>Biennial Change</b>	<b>% Change</b>
General Revenue Funds	\$554,884	\$555,610	\$726	0.1%
GR Dedicated Funds	\$0	\$0	\$0	0.0%
<i>Total GR-Related Funds</i>	<i>\$554,884</i>	<i>\$555,610</i>	<i>\$726</i>	<i>0.1%</i>
Federal Funds	\$0	\$0	\$0	0.0%
Other	\$11,495	\$6,400	(\$5,095)	(44.3%)
<b>All Funds</b>	<b>\$566,379</b>	<b>\$562,010</b>	<b>(\$4,369)</b>	<b>(0.8%)</b>

RECOMMENDED FUNDING  
BY METHOD OF FINANCING



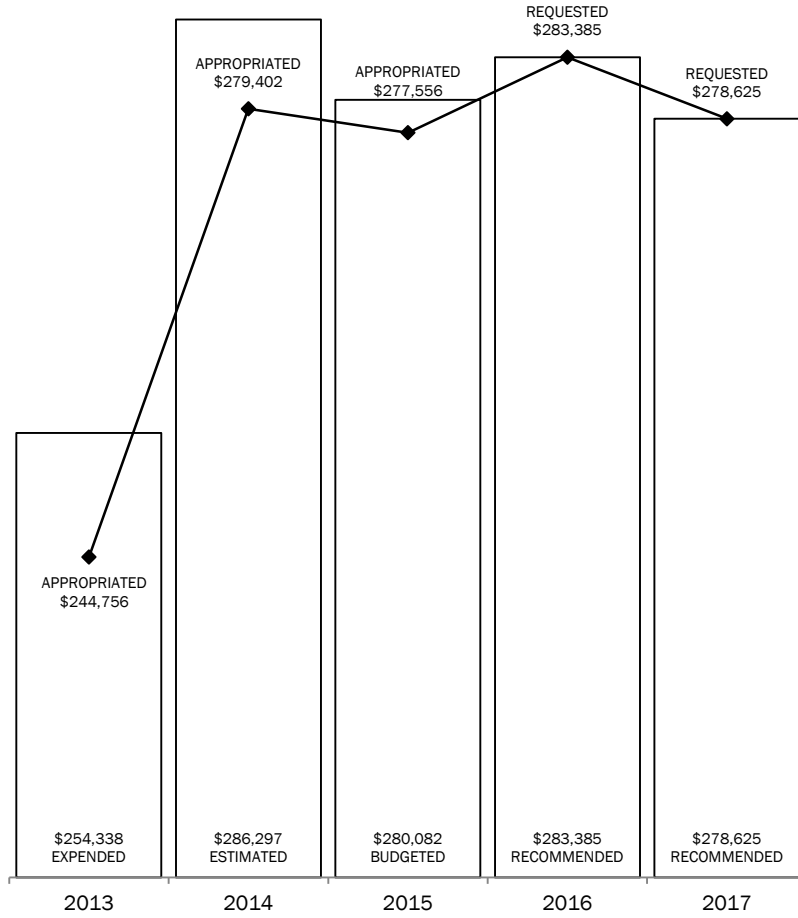
	<b>FY 2015 Budgeted</b>	<b>FY 2017 Recommended</b>	<b>Biennial Change</b>	<b>% Change</b>
<b>FTEs</b>	4.0	4.0	0.0	0.0%

The bill pattern for this agency (2016-17 Recommended) represents an estimated 100% of the agency's estimated total available funds for the 2016-17 biennium.

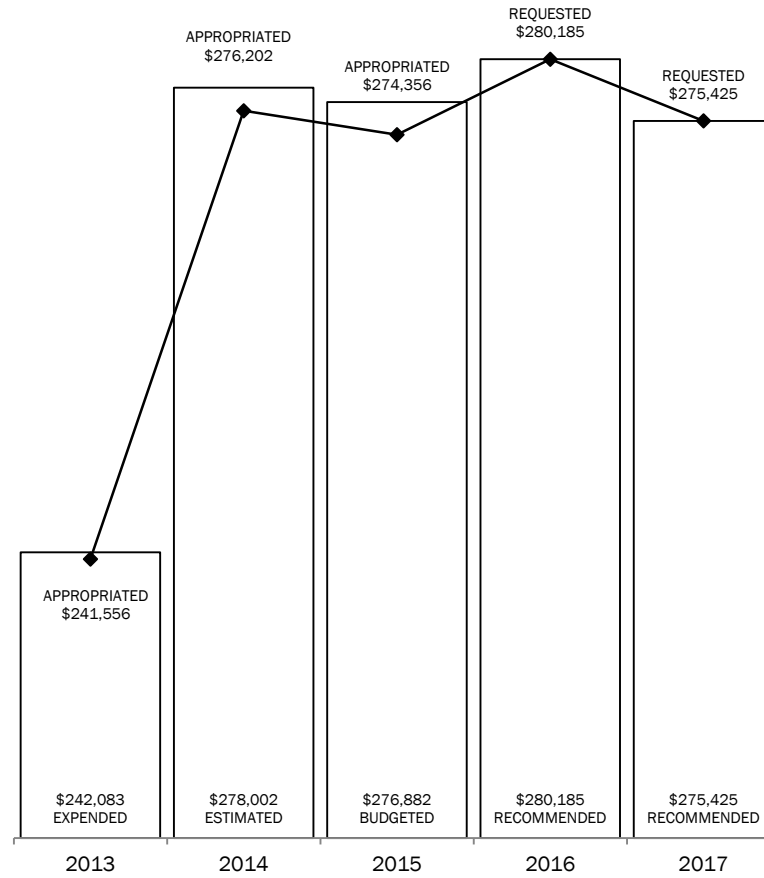
**Section 1**  
**Board of Podiatric Medical Examiners**  
 2016-2017 BIENNIUM

TOTAL= \$562,010

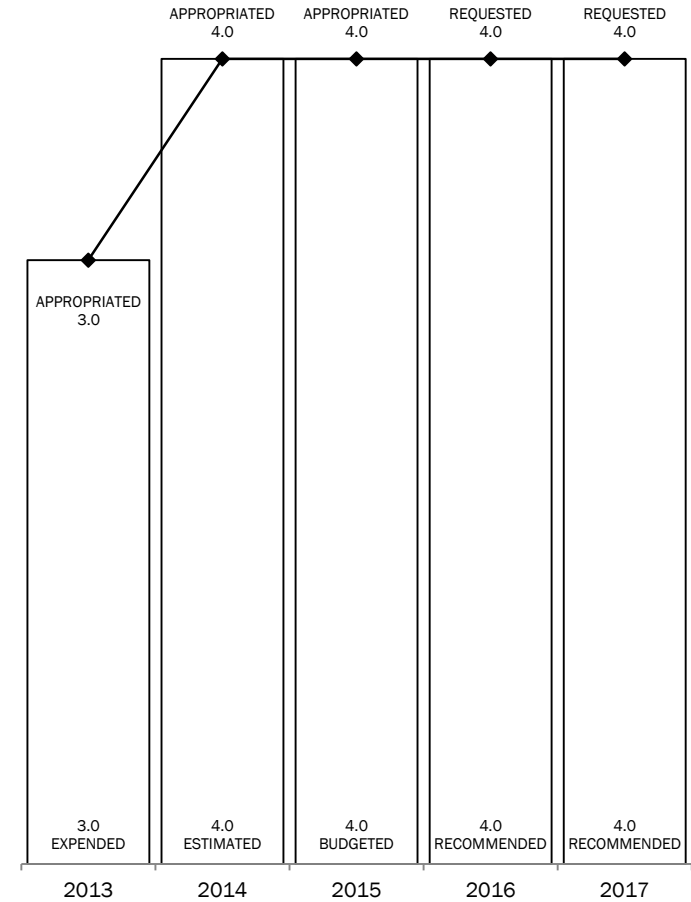
**ALL FUNDS**



**GENERAL REVENUE FUNDS**



**FULL-TIME-EQUIVALENT POSITIONS**



**Section 2**

**Board of Podiatric Medical Examiners  
Summary of Recommendations - House, By Method of Finance -- ALL FUNDS**

<b>Strategy/Goal</b>	<b>2014-15 Base</b>	<b>2016-17 Recommended</b>	<b>Biennial Change</b>	<b>% Change</b>	<b>Comments</b>
LICENSURE AND ENFORCEMENT A.1.1	\$458,171	\$448,674	(\$9,497)	(2.1%)	
TEXAS.GOV A.1.2	\$8,855	\$10,000	\$1,145	12.9%	
INDIRECT ADMINISTRATION A.1.3	\$99,353	\$103,336	\$3,983	4.0%	
<b>Total, Goal A, PROTECT TEXANS</b>	<b>\$566,379</b>	<b>\$562,010</b>	<b>(\$4,369)</b>	<b>(0.8%)</b>	
<b>Grand Total, All Strategies</b>	<b>\$566,379</b>	<b>\$562,010</b>	<b>(\$4,369)</b>	<b>(0.8%)</b>	Recommendations reflect a net decrease in All Funds of \$4,369 due to the following: an increase in General Revenue funding of \$726 to biennialize salaries at the 2015 level, offset by a decrease of \$5,095 in Appropriated Receipts due to the anticipated decrease in the sale of publications and records.

**Section 3**

**Board of Podiatric Medical Examiners  
Selected Fiscal and Policy Issues - House**

NONE

Section 3c

**Board of Podiatric Medical Examiners  
Performance Measure Highlights - House**

	Expended 2013	Estimated 2014	Budgeted 2015	Recommended 2016	Recommended 2017
<ul style="list-style-type: none"> <li> <b>Percent of Documented Complaints Resolved Within 6 Months</b>   <i>Measure Explanation: Agency reports that the restoration of 1.0 FTE in the Enforcement Division by 83rd Legislature has aided in reducing backlog of enforcement cases. Agency anticipates increased efficiency while fully staffed.</i> </li> </ul>	53.13%	53.00%	75.50%	75.50%	75.50%
<ul style="list-style-type: none"> <li> <b>Complaints Resolved</b>   <i>Measure Explanation: Agency reports that the restoration of 1.0 FTE in the Enforcement Division by 83rd Legislature has aided in reducing backlog of enforcement cases. Agency anticipates increased efficiency while fully staffed.</i> </li> </ul>	32	78	92	92	92
<ul style="list-style-type: none"> <li> <b>Average Time for Complaint Resolution (Days)</b>   <i>Measure Explanation: Agency reports that in fiscal year 2014 they saw the completion of several Medicare/Medicaid fraud cases in cooperation with Federal investigations. The agency reports that these cases typically take 2-5 years to resolve, and in 2014 certain cases were more than 5 years unresolved, distorting the average complaint resolution time. The complex cases have been resolved and the agency anticipates returning to a 300 day complaint resolution schedule.</i> </li> </ul>	384.58	567.55	300.00	300.00	300.00

**Section 4**

**Board of Podiatric Medical Examiners  
Performance Review and Policy Report Highlights - House**

<b>Reports &amp; Recommendations</b>	<b>Savings/ (Cost)</b>	<b>Gain/ (Loss)</b>	<b>Fund Type</b>	<b>Included in Introduced Bill</b>	<b>Action Required During Session</b>
--------------------------------------	----------------------------	-------------------------	----------------------	--	---------------------------------------

**NO RELATED RECOMMENDATIONS**

## Section 5

### Board of Podiatric Medical Examiners Rider Highlights - House

2. **Contingent Revenue.** Recommendations delete this rider. Additional revenues were generated and appropriations were increased during the 2014-2015 biennium for the purposes of this rider. These amounts were included in the agency's 2014-2015 base.

**Section 6**

**Board of Podiatric Medical Examiners  
Items not Included in the Recommendations - House**

NONE



**Section 7**

**Board of Podiatric Medical Examiners  
Summary of 10 Percent Biennial Base Reduction Options - House**

Priority	Item	Description/Impact	Biennial Reduction Amounts				Reduction as % of Program GR/GR-D Total	Included in Intro Bill?
			GR and GR-Dedicated	All Funds	FTEs	Potential Revenue Loss		
1	<b>Enforcement Program- Eliminate 1.0 Administrative Assisstant III</b>	Reductions would require the agency to eliminate 1.0 FTE (Administrative Assistant III- Investigations).	\$55,056	\$55,056	1.0	\$0	20.9%	N

TOTAL, 10% Reduction Options

<b>\$55,056</b>	<b>\$55,056</b>	<b>1.0</b>	<b>\$0</b>
-----------------	-----------------	------------	------------

**Section 7**

**Board of Podiatric Medical Examiners  
Summary of 10 Percent Biennial Base Reduction Options - House  
Agency 10% Reduction Options by Category of Reduction**

