



State & Local PARK FUNDING



DIRECT FUNDING THROUGH TEXAS PARKS & WILDLIFE DEPARTMENT (Dollar Amounts in Millions)

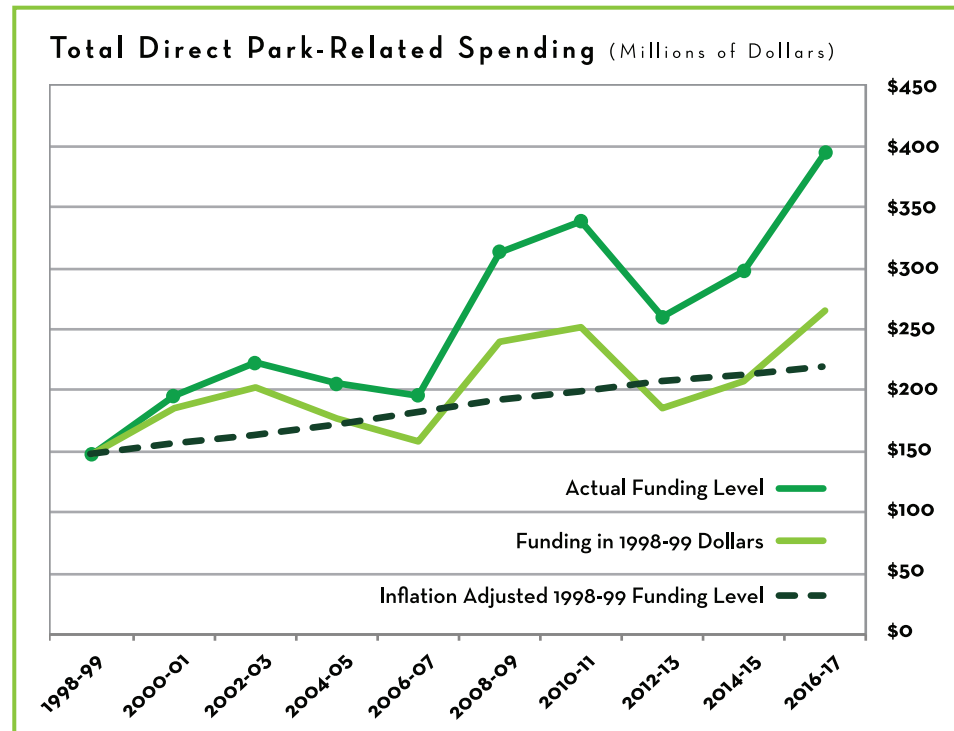
	expended 1998-99	expended 2000-01	expended 2002-03	expended 2004-05	expended 2006-07	expended 2008-09	expended 2010-11	expended 2012-13	expended & budgeted 2014-15	appropriated 2016-17
State Park Strategies	\$68.4	\$85.7	\$100.6	\$103.2	\$111.8	\$159.6	\$158.1	\$140.4	\$165.6	\$172.5
Local Park Strategies	\$36.8	\$48.1	\$50.7	\$39.3	\$36.9	\$61.4	\$44.0	\$10.2	\$42.2	\$53.6
Capital Programs Goal	\$32.5	\$47.3	\$55.4	\$47.1	\$31.5	\$66.3	\$92.7	\$62.2	\$63.9	\$141.8
Indirect Administration	\$7.7	\$10.8	\$12.1	\$13.0	\$12.9	\$21.0	\$22.4	\$20.1	\$21.4	\$22.7
Communication Division Costs	\$2.2	\$3.5	\$3.6	\$2.7	\$3.0	\$5.4	\$5.0	\$4.5	\$4.8	\$4.3
Total Park-Related Spending	\$147.6	\$195.4	\$222.4	\$205.3	\$196.0	\$313.6	\$338.7	\$259.9	\$297.9	\$394.9
% Change in Funding	-	32.3%	13.8%	-7.7%	-4.5%	60.0%	8.0%	-23.3%	14.6%	32.6%
Total FTEs	1,166	1,234	1,214	1,184	1,158	1,364	1,384	1,319	1,444	1,585
General Revenue Funds	\$53.9	\$111.1	\$122.1	\$103.6	\$91.2	\$149.3	\$195.9	\$133.6	\$149.6	\$282.4
GR-Dedicated Funds	\$75.2	\$52.2	\$49.7	\$51.8	\$62.8	\$124.5	\$70.1	\$65.0	\$69.3	\$83.5
Other Funds	\$12.8	\$25.3	\$30.5	\$31.7	\$13.3	\$20.6	\$54.0	\$49.8	\$47.9	\$18.2
Federal Funds	\$5.8	\$6.8	\$20.1	\$18.2	\$28.6	\$19.3	\$18.7	\$11.5	\$31.1	\$10.9
SGST Allocation*	\$64.0	\$64.0	\$64.0	\$47.3	\$41.1	\$91.9	\$148.9	\$82.3	\$139.1	\$261.1
% Change in SGST	-	0.0%	0.0%	-26.1%	-13.1%	123.6%	62.0%	-44.7%	69.0%	87.7%
SGST Maximum Allocation	\$64.0	\$64.0	\$64.0	\$64.0	\$64.0	\$105.8	\$234.8	\$236.3	\$249.9	\$261.1

The 2016-17 appropriations to the Texas Parks and Wildlife Department (TPWD) for state and local parks total \$394.9 million in All Funds, an increase of \$97 million, or 32.6 percent from 2014-15 spending levels. Appropriations to TPWD provide for the operation of 91 state parks, capital programs to maintain state park infrastructure, indirect administration, and communications services. TPWD appropriations also provide matching funds for grants to local entities to acquire and develop new local parks and other recreation opportunities. Since the 1998-99 biennium, legislative appropriations have consistently exceeded inflation-adjusted spending levels for total park spending.

CAPITAL PROGRAMS FUNDING INCREASED 121.9%
FROM 2014-15 BIENNIUM

SPORTING GOODS SALES TAX ALLOCATION INCREASED 87.7%
FROM 2014-15 BIENNIUM

LOCAL PARK STRATEGIES FUNDING INCREASED 27.1%
FROM 2014-15 BIENNIUM



TOTAL PARK-RELATED SPENDING INCREASED 32.6%
FROM 2014-15 BIENNIUM

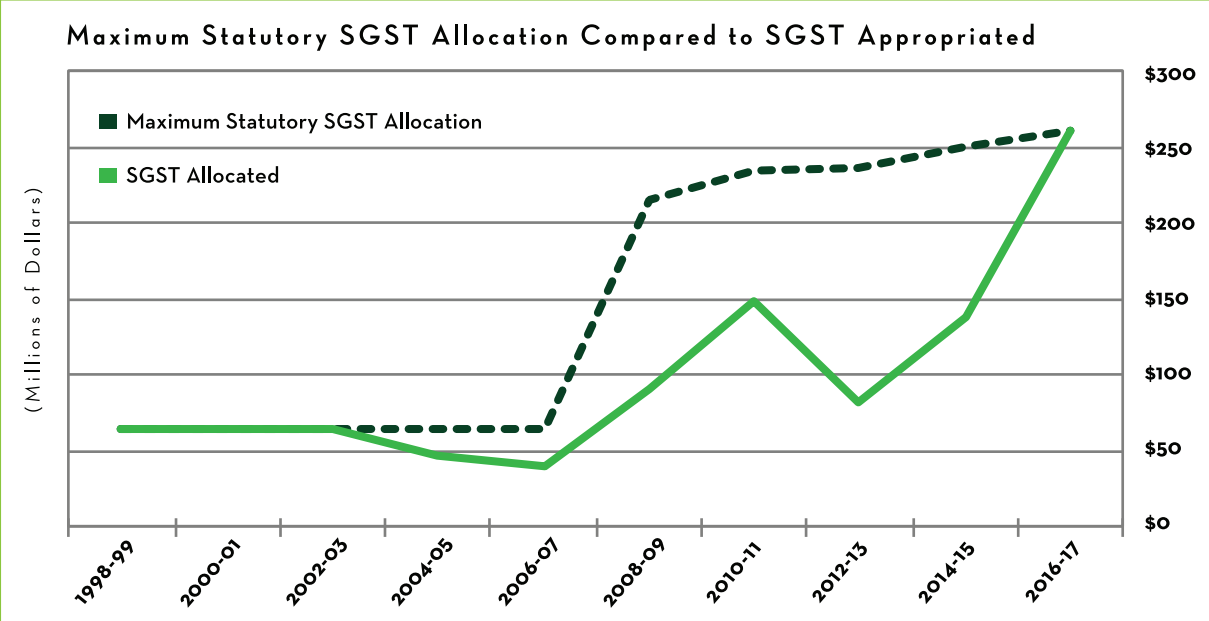
In the 2008-09 biennium, the 80th Legislature eliminated the maximum \$64.0 million biennial allocation of the Sporting Goods Sales Tax (SGST) and established the allocation as the amount appropriated. The 80th Legislature also transferred 18 historic sites to the Texas Historical Commission. In response to the statewide budget climate in the 2012-13 biennium, the 82nd Legislature reduced the amount of SGST available for new local parks. The 84th Legislature: 1) defined allowable uses of SGST; 2) eliminated statutory allocations of SGST between state and local parks, resulting in more funding being available for state parks in the 2016-17 biennium; and 3) maximized the use of SGST for debt service and employee benefits.

*Amounts for all fiscal years reflect appropriated amounts of SGST. Debt service payments on General Obligation Bonds at the Texas Public Finance Authority from General Revenue and employee benefits for park-related purposes are included in this section of the table.



SPORTING GOODS SALES TAX (SGST)

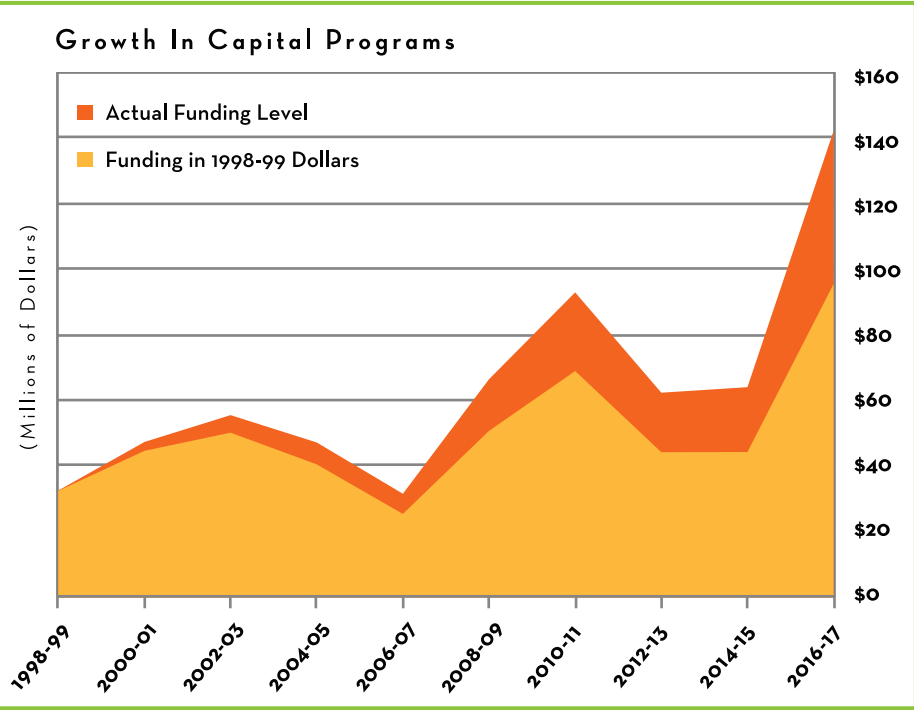
The maximum statutory Sporting Goods Sales Tax (SGST) revenue available to TPWD for appropriation in the 2016-17 biennium totals \$261.1 million based on the Comptroller's Biennial Revenue Estimate. The 84th Legislature appropriated this entire amount, which includes \$212.0 million in direct appropriations to TPWD, plus another \$49.1 million for employee payroll-related benefits costs and debt service for General Obligation Bonds issued for park capital improvements and repairs. This amount is an increase of \$122.0 million, or 87.7 percent, above the allocation included in the 2014-15 appropriations. The 84th Legislature eliminated statutory allocations between state and local parks, making more funding available for deferred maintenance of the aging state park infrastructure in the 2016-17 biennium. The Legislature has not always appropriated the statutory maximum of SGST. In any budget period, amounts of available SGST not appropriated by the Legislature are available to be used as General Revenue for other purposes.



CAPITAL PROGRAMS

The funding for capital programs related to State Parks infrastructure for the 2016-17 biennium totals \$141.8 million, which is an increase of \$77.9 million, or 121.9 percent, from the 2014-15 expenditures.

TPWD will have five years to expend the 2016-17 appropriations received for capital improvements and repairs.



LOCAL PARK STRATEGIES

Funding for the 2016-17 biennium totals \$53.6 million, which is an increase of \$11.4 million, or 27.1 percent, from the 2014-15 biennium. Of this amount, \$32.0 million (including \$30.7 million SGST transfers) is for grants to local parks and \$21.6 million is for boating access and other grants for recreational opportunities, which includes \$9.0 million for the Texas State Aquarium.

