

731
15023
rt 3-HE

J. Smith
L. Lowe



November 20, 2020

Louellen Lowe
Legislative Budget Board
Robert E. Johnson Bldg Fifth Floor
1501 North Congress
Austin, TX 78701

RECEIVED
20 NOV 20 AM 8:07
LEGISLATIVE JUDGE
BOARD


Ms. Lowe:

Please find enclosed the Texas Woman's University Administrative Accountability Report.

Thank you,

Rana J. Askins

Rana J. Askins
Associate Vice President for Finance – Budget




Higher Education
Administrative Accountability Report
Special Provisions, Sec 5
FY2021

Institution Code: 731

Institution Name: Texas Woman's University

A Name	B Position	C Funding Source	D Salary (09/01/20)	E Percentage Salary Increase Over FY 2020	F Nonsalary Benefits FY 2020						L Total Compensation	M Explanation / Comments
					G Cash Bonuses	H Practice Plan Benefits	I Housing Allowance	J Car Allowance	K Other	K Non-Cash Compensation		
Carine Feyten	Chancellor & President	General Revenue Designated	\$ 65,945	0.00%							\$ 65,945	* House & Utilities Provided
			\$ 436,283	0.00%	\$ -	\$ -	\$ 6,790	\$ -	\$ -	\$ -	\$ 443,073	
			\$ 502,228	0.00%	\$ -	\$ -	\$ -	\$ 6,790	\$ -	\$ -	\$ -	
Katherine Green	General Counsel	General Revenue Designated	\$ 76,000	0.00%							\$ 76,000	
			\$ 76,000	0.00%	\$ -	\$ -	\$ -	\$ -	\$ -	\$ -	\$ 76,000	
			\$ 152,000	0.00%	\$ -	\$ -	\$ -	\$ -	\$ -	\$ -	\$ -	\$ 152,000
Mary Anne Alhadeff	Exec Dir Jane Nelson Institute for Women's Leadership	General Revenue	\$ 210,000	0.00%							\$ 210,000	
			\$ 210,000	0.00%	\$ -	\$ -	\$ -	\$ -	\$ -	\$ -	\$ -	\$ 210,000
Shannon South	Director Audit Services	General Revenue Designated	\$ 72,500	0.00%							\$ 72,500	
			\$ 72,500	0.00%	\$ -	\$ -	\$ -	\$ -	\$ -	\$ -	\$ 72,500	
			\$ 145,000	0.00%	\$ -	\$ -	\$ -	\$ -	\$ -	\$ -	\$ -	\$ 145,000
Carolyn Kapinus	Exec VP Acad Affairs & Provost	General Revenue Designated	\$ 135,000	32.56%							\$ 135,000	
			\$ 135,000	32.56%	\$ -	\$ -	\$ -	\$ -	\$ -	\$ -	\$ 135,000	
			\$ 270,000	32.56%	\$ -	\$ -	\$ -	\$ -	\$ -	\$ -	\$ -	\$ 270,000
Barbara Lemer	Vice Prov Underg Stud Acad Part	General Revenue Designated	\$ 82,393	0.00%							\$ 82,393	
			\$ 82,393	0.00%	\$ -	\$ -	\$ -	\$ -	\$ -	\$ -	\$ 82,393	
			\$ 164,786	0.00%	\$ -	\$ -	\$ -	\$ -	\$ -	\$ -	\$ -	\$ 164,786
Mark Hamner	Vice Provost IR & Improvement	General Revenue Designated	\$ 82,623	2.00%							\$ 82,623	
			\$ 82,623	2.00%	\$ -	\$ -	\$ -	\$ -	\$ -	\$ -	\$ 82,623	
			\$ 165,246	2.00%	\$ -	\$ -	\$ -	\$ -	\$ -	\$ -	\$ -	\$ 165,246
Jennifer Martin	Exec Vice Provost	General Revenue Designated	\$ 76,210	0.00%							\$ 76,210	
			\$ 105,244	0.00%	\$ -	\$ -	\$ -	\$ -	\$ -	\$ -	\$ 105,244	
			\$ 181,454	0.00%	\$ -	\$ -	\$ -	\$ -	\$ -	\$ -	\$ -	\$ 181,454
Claire L Sahlin	Dean, Graduate School - Interim	General Revenue Designated	\$ 76,429	0.00%							\$ 76,429	
			\$ 76,429	0.00%	\$ -	\$ -	\$ -	\$ -	\$ -	\$ -	\$ 76,429	
			\$ 152,858	0.00%	\$ -	\$ -	\$ -	\$ -	\$ -	\$ -	\$ -	\$ 152,858
Ruth Johnson	Assoc. Dean, Graduate School	General Revenue Designated	\$ 54,066	0.00%							\$ 54,066	
			\$ 54,066	0.00%	\$ -	\$ -	\$ -	\$ -	\$ -	\$ -	\$ 54,066	
			\$ 108,132	0.00%	\$ -	\$ -	\$ -	\$ -	\$ -	\$ -	\$ -	\$ 108,132
Abigail Tilton	Dean, Arts & Sciences	General Revenue	\$ 191,777	0.00%							\$ 191,777	
			\$ 191,777	0.00%	\$ -	\$ -	\$ -	\$ -	\$ -	\$ -	\$ -	\$ 191,777
Shannon Scott	Assoc. Dean, Arts & Science - Interim	General Revenue	\$ 142,560	0.00%							\$ 142,560	
			\$ 142,560	0.00%	\$ -	\$ -	\$ -	\$ -	\$ -	\$ -	\$ -	\$ 142,560




Higher Education
Administrative Accountability Report
Special Provisions, Sec 5
FY2021

Institution Code: 731

Institution Name: Texas Woman's University

A Name	B Position	C Funding Source	D Salary (09/01/20)	E Percentage Salary Increase Over FY 2020	F Nonsalary Benefits FY 2020						L Total Compensation	M Explanation / Comments
					G Cash Bonuses	H Practice Plan Benefits	I Housing Allowance	J Car Allowance	K Other	L Non-Cash Compensation		
Lisa Huffman	Dean, Professional Ed.	General Revenue	\$ 182,460	0.00%							\$ 182,460	
			\$ 182,460	0.00%	\$ -	\$ -	\$ -	\$ -	\$ -	\$ -	\$ -	\$ 182,460
Gina Anderson	Assoc. Dean, Professional Ed.	General Revenue	\$ 125,788	0.00%							\$ 125,788	
			\$ 125,788	0.00%	\$ -	\$ -	\$ -	\$ -	\$ -	\$ -	\$ -	\$ 125,788
Christopher Ray	Dean, Health Sciences	General Revenue	\$ 203,239	0.00%							\$ 203,239	
			\$ 203,239	0.00%	\$ -	\$ -	\$ -	\$ -	\$ -	\$ -	\$ -	\$ 203,239
Kimberly Miloch	Assoc. Dean, Health Sciences	General Revenue	\$ 126,211	0.00%							\$ 126,211	
			\$ 126,211	0.00%	\$ -	\$ -	\$ -	\$ -	\$ -	\$ -	\$ -	\$ 126,211
Rosalie Mainous	Dean, Nursing	General Revenue	\$ 210,000	0.00%							\$ 210,000	
			\$ 210,000	0.00%	\$ -	\$ -	\$ -	\$ -	\$ -	\$ -	\$ -	\$ 210,000
Donna Scott-Tilley	Assoc Dean of Research Nursing - Denton	General Revenue	\$ 166,458	0.00%							\$ 166,458	
			\$ 166,458	0.00%	\$ -	\$ -	\$ -	\$ -	\$ -	\$ -	\$ -	\$ 166,458
Shelly Hawkins	Assoc. Dean, Nursing - Dallas	General Revenue	\$ 165,000	0.00%							\$ 165,000	
			\$ 165,000	0.00%	\$ -	\$ -	\$ -	\$ -	\$ -	\$ -	\$ -	\$ 165,000
Damon Cottrell	Asst. Dean, Nursing - Denton	General Revenue	\$ 129,701	1.89%							\$ 129,701	
			\$ 129,701	1.89%	\$ -	\$ -	\$ -	\$ -	\$ -	\$ -	\$ -	\$ 129,701
Ainslie Nibert	Assoc. Dean, Nursing - Houston	General Revenue	\$ 131,436	0.00%							\$ 131,436	
			\$ 131,436	0.00%	\$ -	\$ -	\$ -	\$ -	\$ -	\$ -	\$ -	\$ 131,436
Jason Tomlinson	V.P. Finance & Administration	General Revenue	\$ 195,893	0.00%							\$ 195,893	
		Designated	\$ 65,298	0.00%							\$ 65,298	
			\$ 261,191	0.00%	\$ -	\$ -	\$ -	\$ -	\$ -	\$ -	\$ -	\$ 261,191
Rana Askins	Assoc. V.P. Budget & Finance	General Revenue	\$ 73,135	0.00%							\$ 73,135	
		Designated	\$ 73,135	0.00%							\$ 73,135	
			\$ 146,270	0.00%	\$ -	\$ -	\$ -	\$ -	\$ -	\$ -	\$ -	\$ 146,270
Rob Ramirez	Sr Associate VP & Chief Facilities Officer	General Revenue	\$ 89,248	7.75%							\$ 89,248	
		Designated	\$ 89,248	7.75%							\$ 89,248	
			\$ 178,496	7.75%	\$ -	\$ -	\$ -	\$ -	\$ -	\$ -	\$ -	\$ 178,496
Melanie Ramirez	Asst. V.P. Controller	General Revenue	\$ 93,052	0.00%							\$ 93,052	
		Designated	\$ 15,148	0.00%							\$ 15,148	
			\$ 108,200	0.00%	\$ -	\$ -	\$ -	\$ -	\$ -	\$ -	\$ -	\$ 108,200



Higher Education
Administrative Accountability Report
Special Provisions, Sec 5
FY2021

Institution Code: 731

Institution Name: Texas Woman's University

A Name	B Position	C Funding Source	D Salary (09/01/20)	E Percentage Salary Increase Over FY 2020	F Nonsalary Benefits FY 2020						L Total Compensation	M Explanation / Comments
					G Cash Bonuses	H Practice Plan Benefits	I Housing Allowance	J Car Allowance	K Other	L Non-Cash Compensation		
Lewis Benavides	Sr. Assoc. V.P. Human Resources & CHRO	General Revenue	\$ 88,186	0.00%							\$ 88,186	
		Designated	\$ 88,186	0.00%							\$ 88,186	
			\$ 176,372	0.00%	\$ -	\$ -	\$ -	\$ -	\$ -	\$ -	\$ 176,372	
Vanna Parr	Asst V.P. Procurement Svcs & Contract/HUB Coord	General Revenue	\$ 46,540	0.00%							\$ 46,540	
		Designated	\$ 69,809	0.00%							\$ 69,809	
			\$ 116,349	0.00%	\$ -	\$ -	\$ -	\$ -	\$ -	\$ -	\$ 116,349	
Holly Hansen-Thomas	Vice Provost Research & Innovation	General Revenue	\$ 155,000	0.00%							\$ 155,000	
			\$ 155,000	0.00%	\$ -	\$ -	\$ -	\$ -	\$ -	\$ -	\$ 155,000	
Monica Mendez-Grant	V.P. Student Life	General Revenue	\$ 100,354	0.00%							\$ 100,354	
		Designated	\$ 100,354	0.00%							\$ 100,354	
			\$ 200,708	0.00%	\$ -	\$ -	\$ -	\$ -	\$ -	\$ -	\$ 200,708	
Cynthia Pollard	Assoc. V.P. Marketing & Comm.	General Revenue	\$ 107,288	0.00%							\$ 107,288	
		Designated	\$ 80,936	0.00%							\$ 80,936	
			\$ 188,224	0.00%	\$ -	\$ -	\$ -	\$ -	\$ -	\$ -	\$ 188,224	
Stephanie Krauth	Assoc. V.P. Student Engagement	General Revenue	\$ 78,790	0.00%							\$ 78,790	
		Designated	\$ 57,055	0.00%							\$ 57,055	
			\$ 135,845	0.00%	\$ -	\$ -	\$ -	\$ -	\$ -	\$ -	\$ 135,845	
Stephanie Brown	Assoc. V.P. Student Enrichment Health Sup	General Revenue	\$ 77,664	0.00%							\$ 77,664	
		Designated	\$ 56,239	0.00%							\$ 56,239	
			\$ 133,903	0.00%	\$ -	\$ -	\$ -	\$ -	\$ -	\$ -	\$ 133,903	
Suzanne Sellers	Dean of Libraries	Designated	\$ 151,449	0.00%							\$ 151,449	
			\$ 151,449	0.00%	\$ -	\$ -	\$ -	\$ -	\$ -	\$ -	\$ 151,449	
Kristine Reed	Asst. Dean, Library Operations & Svcs	Designated	\$ 105,847	0.00%							\$ 105,847	
			\$ 105,847	0.00%	\$ -	\$ -	\$ -	\$ -	\$ -	\$ -	\$ 105,847	
Kimberly Russell	V.P. University Advancement	Designated	\$ 240,287	0.00%							\$ 240,287	
			\$ 240,287	0.00%	\$ -	\$ -	\$ -	\$ -	\$ -	\$ -	\$ 240,287	
James Lumpkin	Dean, Business	General Revenue	\$ 234,600	0.00%							\$ 234,600	
			\$ 234,600	0.00%	\$ -	\$ -	\$ -	\$ -	\$ -	\$ -	\$ 234,600	
Margaret Young	Assoc. Dean, Business	General Revenue	\$ 176,667	0.00%							\$ 176,667	
			\$ 176,667	0.00%	\$ -	\$ -	\$ -	\$ -	\$ -	\$ -	\$ 176,667	
Dewayna Horn	Assoc. Dean Accreditation, Business	General Revenue	\$ 157,195	0.00%							\$ 157,195	
			\$ 157,195	0.00%	\$ -	\$ -	\$ -	\$ -	\$ -	\$ -	\$ 157,195	

