

# Juvenile Correctional Recidivism

Legislative Budget Board  
Criminal Justice Data Analysis Team  
April 2012

# Criminal Justice Data Analysis Team – Structure and Staff Members

---

- Michele Connolly – Manager
- Jamie Gardner – Adult Data Analysis
- Laurie Molina – Adult Data Analysis
- John Posey – Juvenile Data Analysis
- Ed Sinclair – Field and Qualitative Research

# Criminal Justice Forum Logistics – Forum Parameters

---

- Diverse group of participants
- A learning opportunity for all
- Limited to a subject area
- Format:
  - 5 minutes for overview and orientation
  - 45 minutes for presentation of policy issues, methodologies, and key findings
  - 30 minutes for questions and answers

# Criminal Justice Forum Ground Rules – Presenter Information

---

- Legislative Budget Board (LBB) staff
- LBB staff members are non-partisan
- Staff are not in a position to provide personal opinions
- Criminal Justice Data Analysis Team focus is on policy-oriented analysis

# Agenda

---

- Overview
- Populations Analyzed
- How Recidivism and Revocation is Measured
- Navigating the Report and Highlights of Findings
- Comparison with Other States
- Next Steps



# Overview

# Most Recent Recidivism Report

## *Statewide Criminal Justice Recidivism and Revocation Rates*

Released: January 2011

Online: [http://www.lbb.state.tx.us/PubSafety\\_CrimJustice/3\\_Reports/Recidivism\\_Report\\_2011.pdf](http://www.lbb.state.tx.us/PubSafety_CrimJustice/3_Reports/Recidivism_Report_2011.pdf)

### How to Find This and Past Recidivism Reports on the LBB Website:

- Go to: <http://www.lbb.state.tx.us/>
- Look under the section: PERFORMANCE REPORTS AND REVIEWS
- Select the link: Public Safety and Criminal Justice
- You'll find the report here:

#### REPORTS

[Adult and Juvenile Correctional Populations Projections](#)

[Criminal Justice Uniform Cost Reports](#)

[Statewide Criminal Justice Recidivism and Revocation Rates](#)

[Texas Community Supervision Revocation Project](#)

[Windham School District Evaluation Reports](#)

[Statewide Criminal Justice Recidivism and Revocation Rates \(January, 2011\)](#)  
[Statewide Criminal Justice Recidivism and Revocation Rates \(January, 2009\)](#)  
[Statewide Criminal Justice Recidivism and Revocation Rates \(January, 2007\)](#)  
[Statewide Criminal Justice Recidivism and Revocation Rates \(January, 2005\)](#)

# Goals of the Justice System

---

- Public Safety
  - Incapacitation
  - Deterrence
  - Rehabilitation
- Retribution and Restoration



# Key Performance Measure of Justice System: Recidivism

---

Recidivism is generally defined as a *return to delinquent or criminal activity* during or after a justice system intervention.

Recidivism is most frequently measured in terms of rearrest, reconviction, and/or reincarceration.

Maltz, Michael D. ([1984] 2001). *Recidivism*. Originally published by Academic Press, Inc., Orlando, Florida. Internet edition available at <http://www.uic.edu/depts/lib/forr/pdf/crimjust/recidivism.pdf>.

# Background

---

- House Bill 2335, 71st Legislature, Regular Session, 1989, directed the Criminal Justice Policy Council to conduct a study to develop uniform recidivism and revocation rates for all criminal justice agencies.
- Criminal Justice Policy Council released its first report in March 1991, and the agency continued to calculate and report recidivism through January 2003.
- The Legislative Budget Board began reporting adult and juvenile recidivism in January 2005. The agency has released a recidivism report at the start of the legislative session (January of every odd year) since.

# How the LBB uses Recidivism Analysis

---

- Factor in developing recommended appropriation amounts for criminal justice related programs
- Fiscal note
  - Written estimate of the direct costs, savings, revenue gain, or revenue loss that may result from implementation of a bill or joint resolution that increases or decreases correctional populations
- Criminal Justice Impact Statement
  - Written estimate of the increase or decrease in correctional populations that may result from implementation of a bill or joint resolution
- Resource for staff (LBB, legislative, and state agency) and public

# Recidivism as a Performance Measure in General Appropriations Act (GAA)

---

- The GAA for FY 2012-13 is available online:  
[http://www.lbb.state.tx.us/Bill\\_82/GAA.pdf](http://www.lbb.state.tx.us/Bill_82/GAA.pdf)
- Juvenile Recidivism Measures are listed under:
  - Article V: Public Safety and Criminal Justice
    - Texas Juvenile Justice Department (TJJD)
      - Performance Measure Targets (p. V-32)
        - Goal A: Community Juvenile Justice – Outcomes
          - Re-referral Rate
          - Rearrest Rate
          - One-Year Rearrest Rate for Violent Felony Offenses
          - Reincarceration Rate: Within One Year
          - Reincarceration Rate: Within Three Years


# Changes in Juvenile Populations Analyzed in Recidivism Report

Populations Analyzed & Analysis Performed	January 2005 Report	January 2011 Report
<b>Texas Youth Commission</b> (now Texas Juvenile Justice Department)		
Rearrest		X
Reincarceration	X	X
Revocation		X
<b>County Juvenile Probation Departments</b>		
Rearrest		X
Reincarceration		X
Revocation		X

# Note about Terms in this Presentation

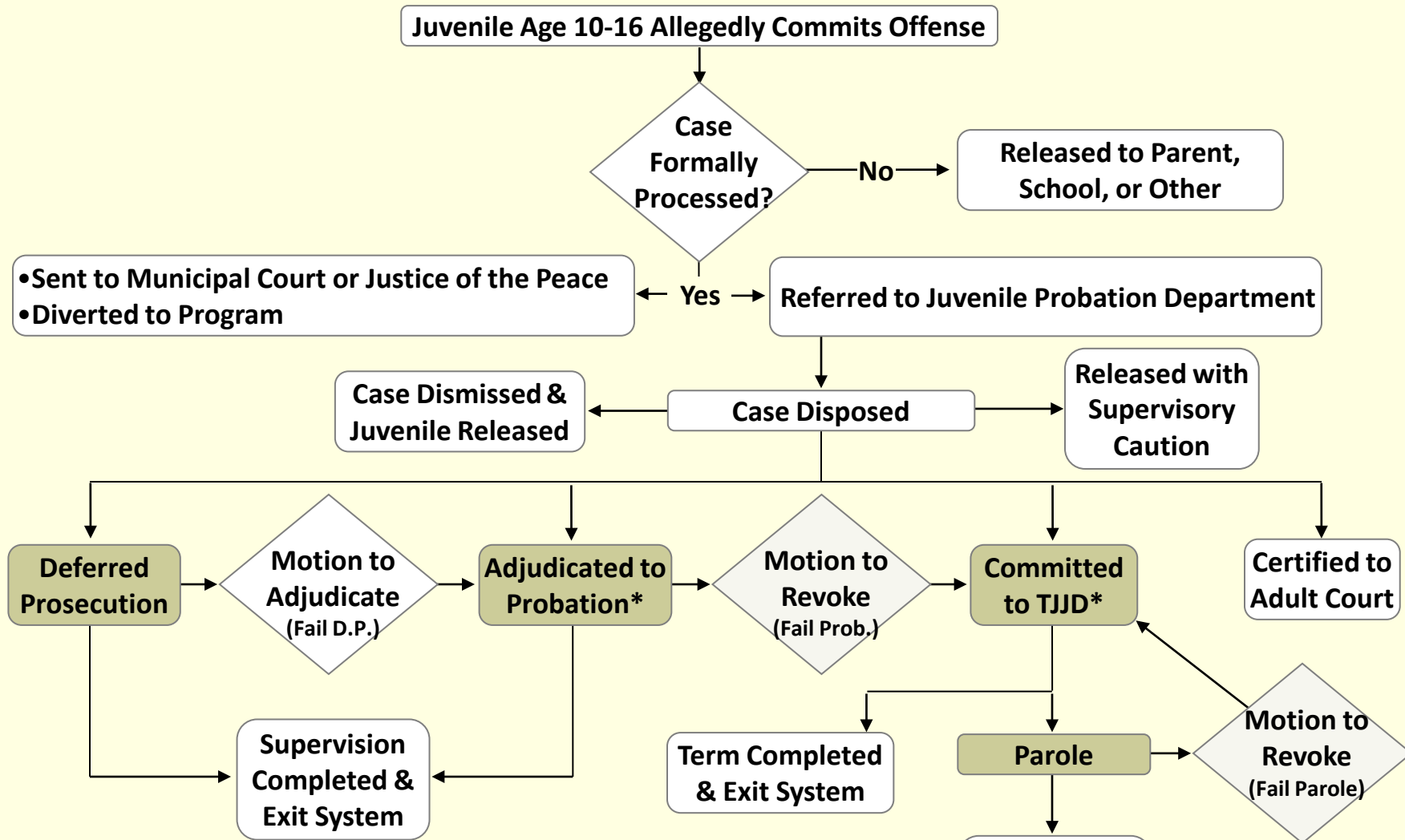
---

- On December 1, 2011, the Texas Juvenile Justice Department (TJJD) was launched. This agency absorbed the responsibilities of the Texas Juvenile Probation Commission (TJPC) and the Texas Youth Commission (TYC), and TJPC and TYC were abolished.
- When referring to these agencies in this presentation, TJJD will be used when discussing the agencies in general and after December 1, 2011. Otherwise, TYC and TJPC are used, in particular in the discussion of the January 2011 report.



# Populations Analyzed

# Juvenile Justice System Process Highlights & Populations Analyzed in Recidivism Report



Note: Shaded figures reflect populations analyzed in the Jan. 2011 Recidivism Report.

\* A relatively small share of juvenile probation department and TJJD juveniles will not complete their sentence under the juvenile justice system and will be transferred to adult probation, adult parole, or adult prison under determinate sentence probation, determinate sentence to TJJD, or arrest for a new offense as an adult.



# County Juvenile Probation Department Populations Analyzed – Overview

- **County Juvenile Probation Department (JPD)** – 165 county departments serve 254 counties and supervise juveniles in the community or in county-run/county-contracted residential facilities. Most referrals received are for offenses of class B misdemeanor or greater severity or for conduct in need of supervision offenses; a relatively small number of referrals are for class C misdemeanor offenses. A juvenile must be at least age 10 to be referred to a JPD and can only remain in JPD custody up to his/her 18<sup>th</sup> or 19<sup>th</sup> birthday.
  - **Deferred Prosecution Supervision**
    - Used more often with low-risk juveniles and juveniles in the system for the first time
    - Probable cause must be found though not found true of committing the offense
    - A voluntary supervision program agreed upon by the youth, guardian, and facilitating agent (the prosecutor, JPD, or juvenile court)
    - Supervision can last up to 6 months and can be extended for another 6 months
    - Upon successful completion, the case can be dismissed
  - **Adjudicated Probation Supervision**
    - Juvenile has been found true of committing the offense
    - The local juvenile court determines the juvenile's length of supervision (average supervision length is approximately one year)
  - **Secure Residential Facility**
    - These facilities are operated by the county JPD or contracted by them (average length of stay is 100 days)

# Texas Juvenile Justice Department Populations Analyzed – Overview

- **Texas Juvenile Justice Department (TJJD)** – TJJD is the state agency responsible for operating state juvenile correctional facilities and supervising juveniles released to parole. For a local juvenile court to commit a juvenile to TJJD, the juvenile must have been adjudicated for a felony offense. A juvenile must be at least age 10 to be committed to TJJD and can only stay in TJJD custody up to his/her 19<sup>th</sup> birthday.
  - **Secure Residential Facilities**
    - These facilities are all state operated
    - TJJD determines most juveniles' length of stay in accordance with any applicable statute and juvenile court order (average length of stay is approximately 1 year and 4 months)
  - **Parole Supervision**
    - Period of TJJD supervision beginning after release from a residential program and ending with discharge
    - TJJD determines most juveniles' length of supervision in accordance with any applicable statute and juvenile court order (average supervision length is approximately 11 months)

Note: Prior to 6/9/2007, certain misdemeanants could be committed to TJJD, and a juvenile could remain in TJJD custody up to his/her 21<sup>st</sup> birthday.



# How Recidivism is Measured

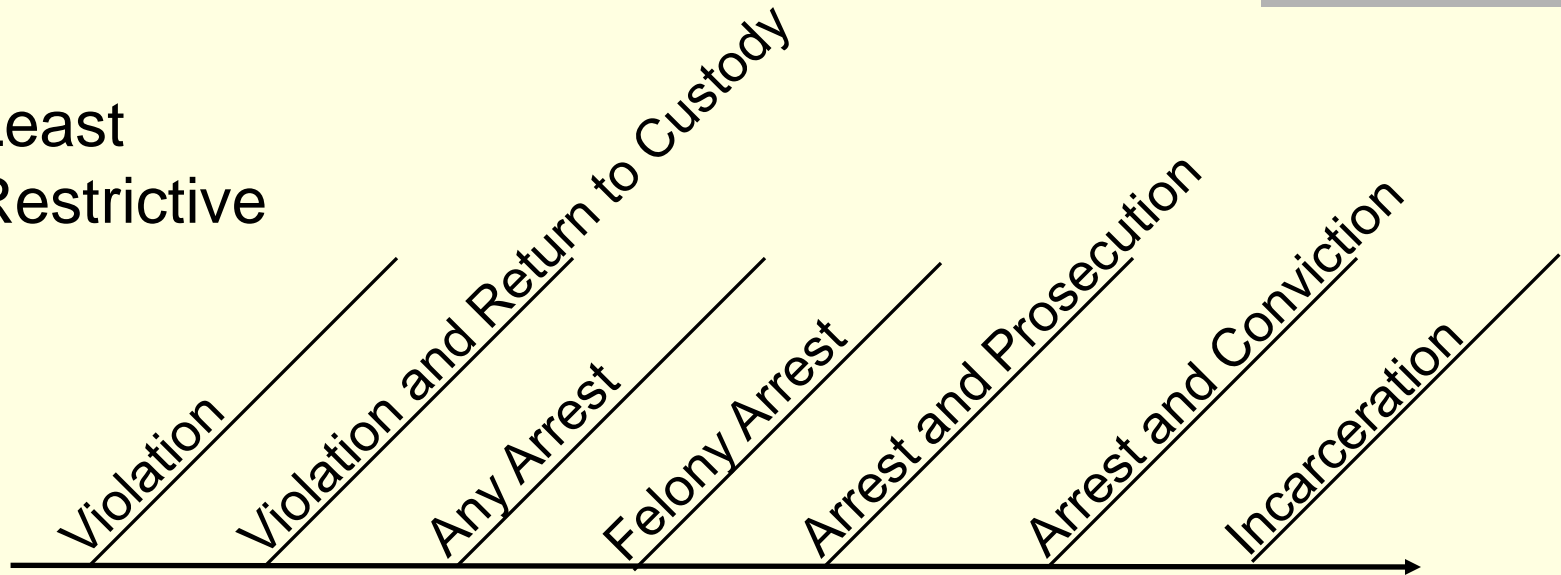
# Characteristics of Good Performance Measures

---

- Measurable and Trackable over Time
- Meaningful Measures Related to Agency Goals and Activities
- Comparable
- Accurate
  - Quality of the Data
  - Type I Error – Include those who should be excluded  
*Arrested and didn't do it*
  - Type II Error – Exclude those who should be included  
*Committed crimes but not caught*

# Recidivism Measure Continuum

Least  
Restrictive



Most  
Restrictive

# Recidivism Standard

---

- A rearrest for a new separate offense that is punishable by confinement (i.e., Class B Misdemeanor and above)
- Time period of 1, 2, and 3 years
- Analyze time to first failure

# LBB Juvenile Recidivism Measure – Rearrest/Re-referral\*

---

- **Cohort:** Juveniles (1) are disposed to juvenile probation department (JPD) supervision or (2) are released from the Texas Juvenile Justice Department (TJJD) or JPD secure residential facilities during a fiscal year
- **Recidivist:** A juvenile referred to a JPD or arrested (as an adult or juvenile) for a class B misdemeanor offense or greater during the three years after starting supervision or exiting a secure residential facility
- **Rearrest Rate:** The number of recidivists divided by the number in the cohort

\* Referrals to juvenile probation departments are referred to as rearrests in the remainder of presentation.

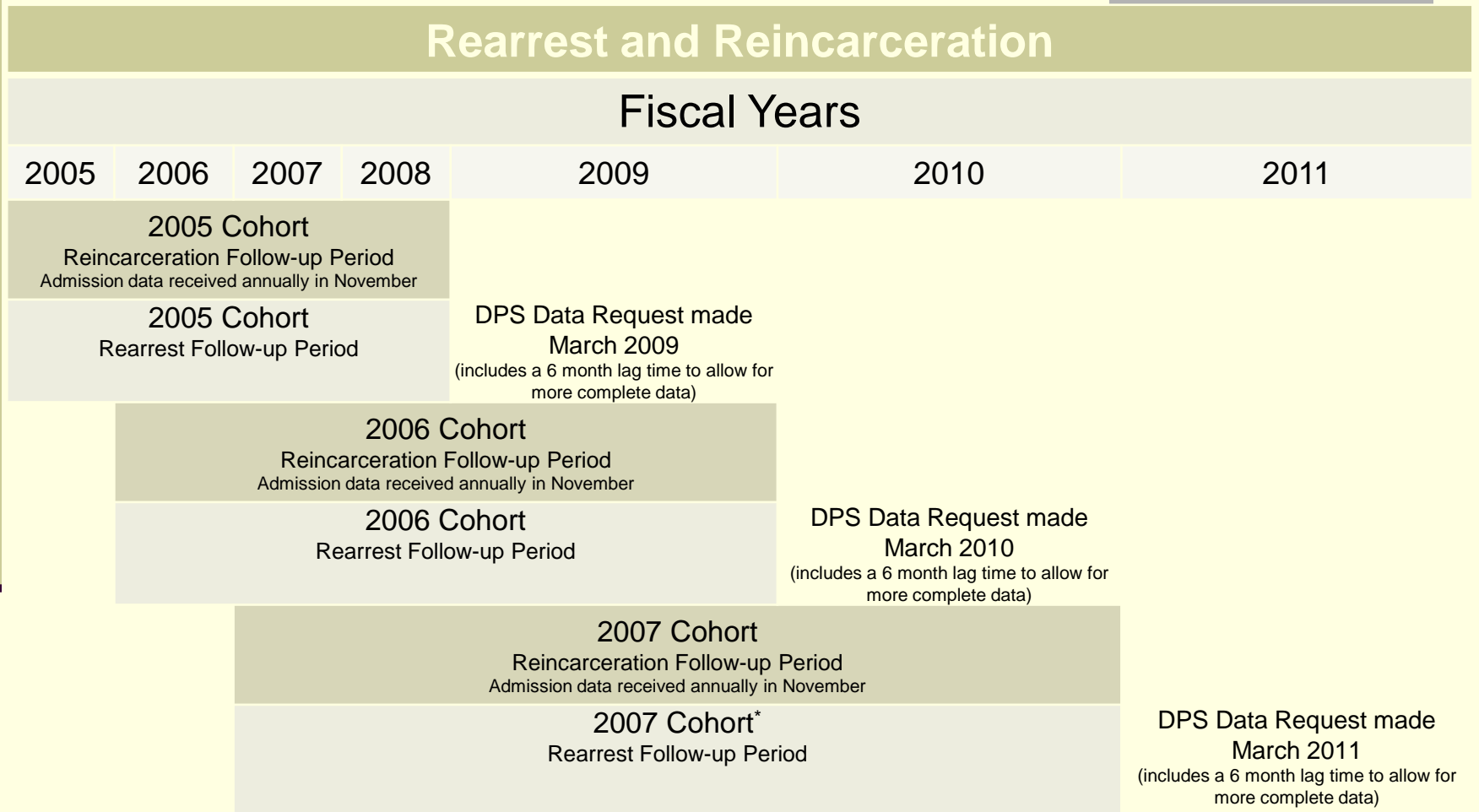
# LBB Juvenile Recidivism Measure – Incarceration/Reincarceration

---

- **Cohort:** Juveniles (1) are disposed to juvenile probation department (JPD) supervision or (2) are released from the Texas Juvenile Justice Department (TJJD) or JPD secure residential facilities during a fiscal year
- **Recidivist:** A juvenile incarcerated in TJJD secure residential facilities, Texas Department of Criminal Justice (TDCJ) state jail (adult), or TDCJ prison (adult) during the three years after starting supervision or exiting a secure residential facility
- **Reincarceration Rate:** The number of recidivists divided by number in the cohort



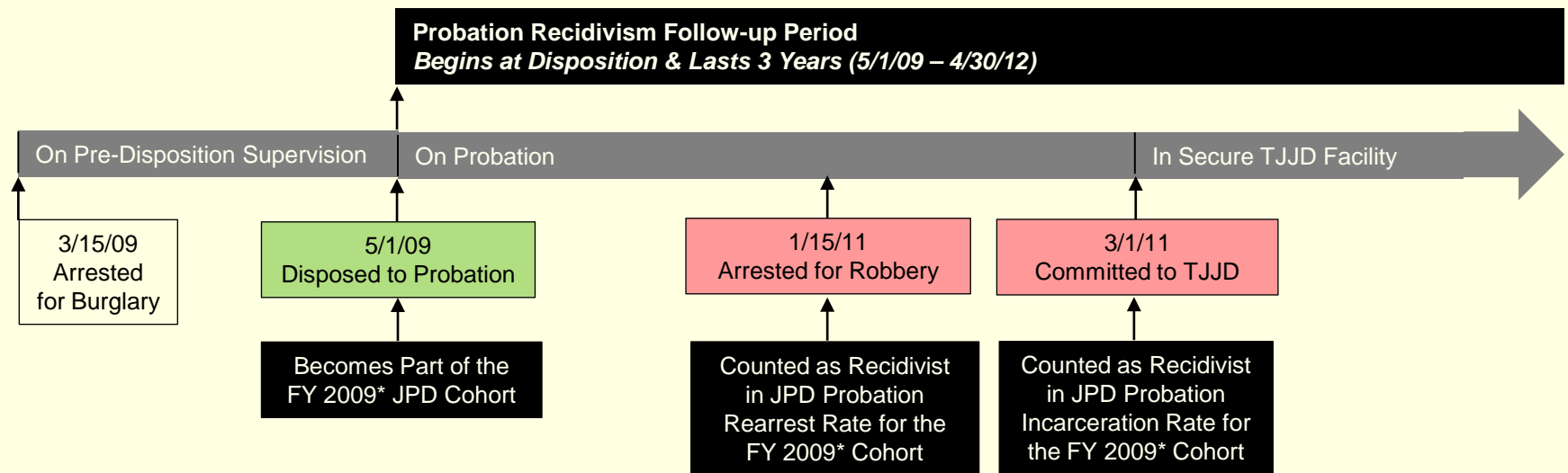
# Rearrest and Reincarceration – Cohort Follow-up Periods



\*Note: Rearrest rates for the FY 2007 Cohort will be included in January 2013 report.

# LBB Recidivism Measures – JPD Supervision Example

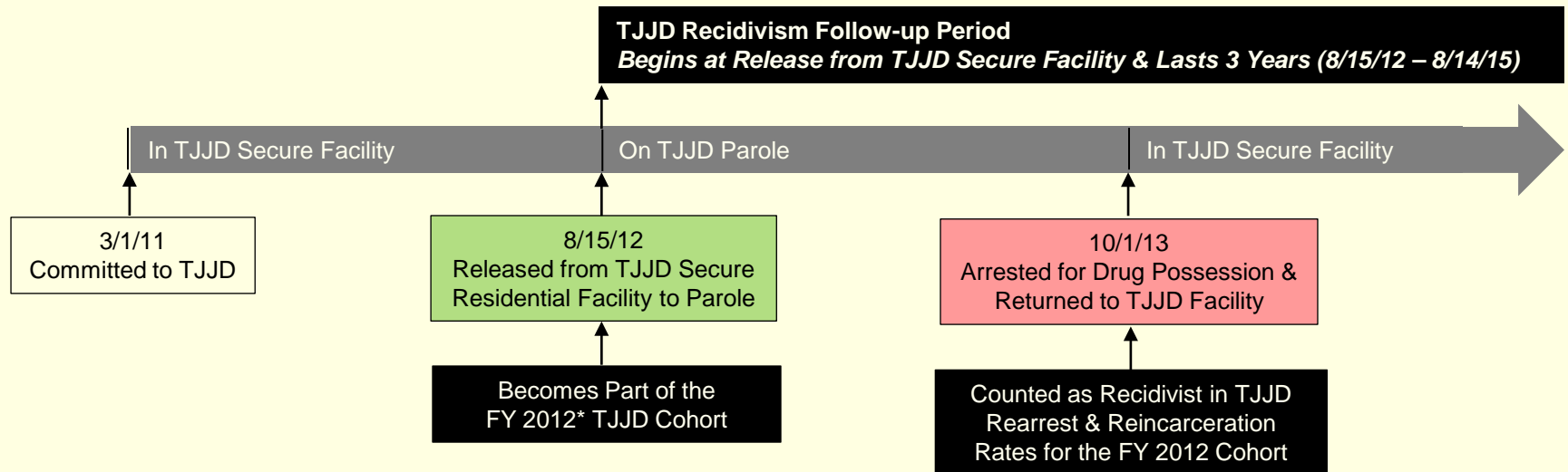
The following timeline of a fictitious juvenile's case illustrates recidivism follow-up periods and what is counted as recidivism.



\* State fiscal year (FY) begins on September 1<sup>st</sup> and ends on August 31<sup>st</sup> of the following year (e.g., FY 2009 begins on September 1, 2008, and ends on August 31, 2009). This juvenile is part of the FY2009 cohort because the disposition occurred in FY 2009.

# LBB Recidivism Measures— TJJD Secure Facility Example

The following timeline of a fictitious juvenile's case illustrates recidivism follow-up periods and what is counted as recidivism.



\* State fiscal year (FY) begins on September 1<sup>st</sup> and ends on August 31<sup>st</sup> of the following year (e.g., FY 2012 begins on September 1, 2011, and ends on August 31, 2012). This juvenile is part of the FY 2012 cohort because the release from TJJD secure facility occurred in FY 2012.

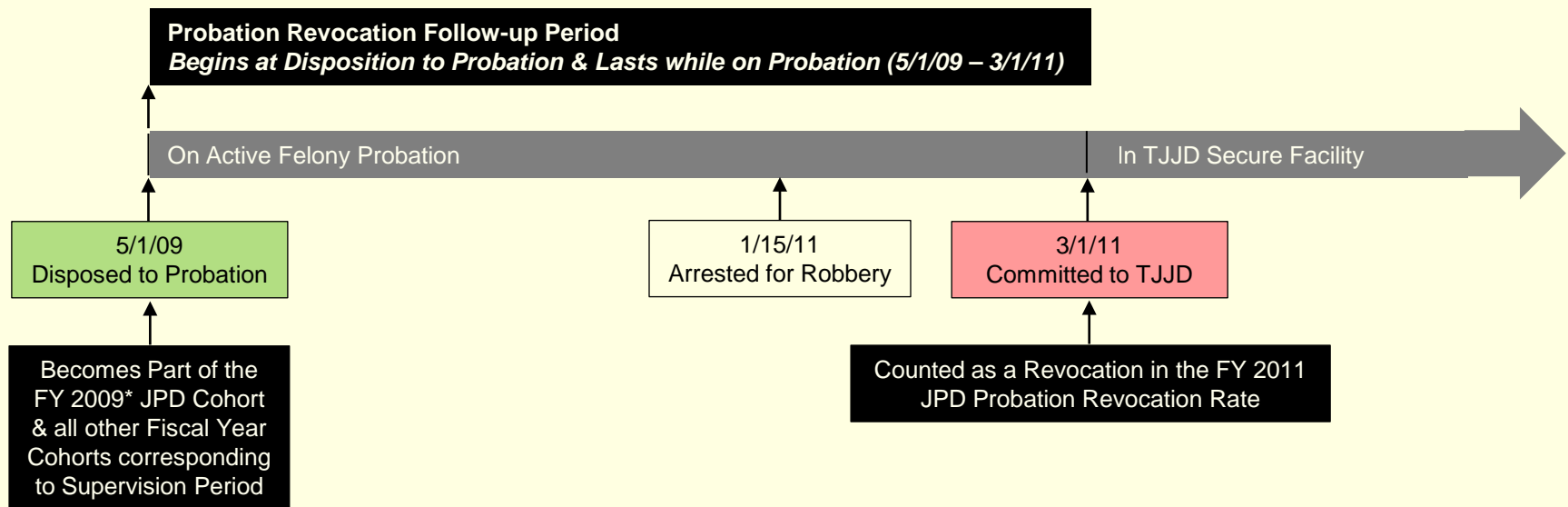
# LBB Revocation Measure

---

- **Cohort:** Juveniles under active felony supervision (deferred prosecution or adjudicated probation) during the fiscal year of interest
- **Revocation:** A juvenile (1) whose active felony supervision was terminated because the juvenile committed a new offense or a technical violation of the terms of his/her supervision during the fiscal year of interest and (2) who was incarcerated in TJJD, TDCJ state jail (adult), TDCJ prison (adult), or county jail (adult) during that fiscal year
- **Revocation Rate:** Number of revoked juveniles divided by number in the cohort

# LBB Revocation Measure— JPD Supervision Example

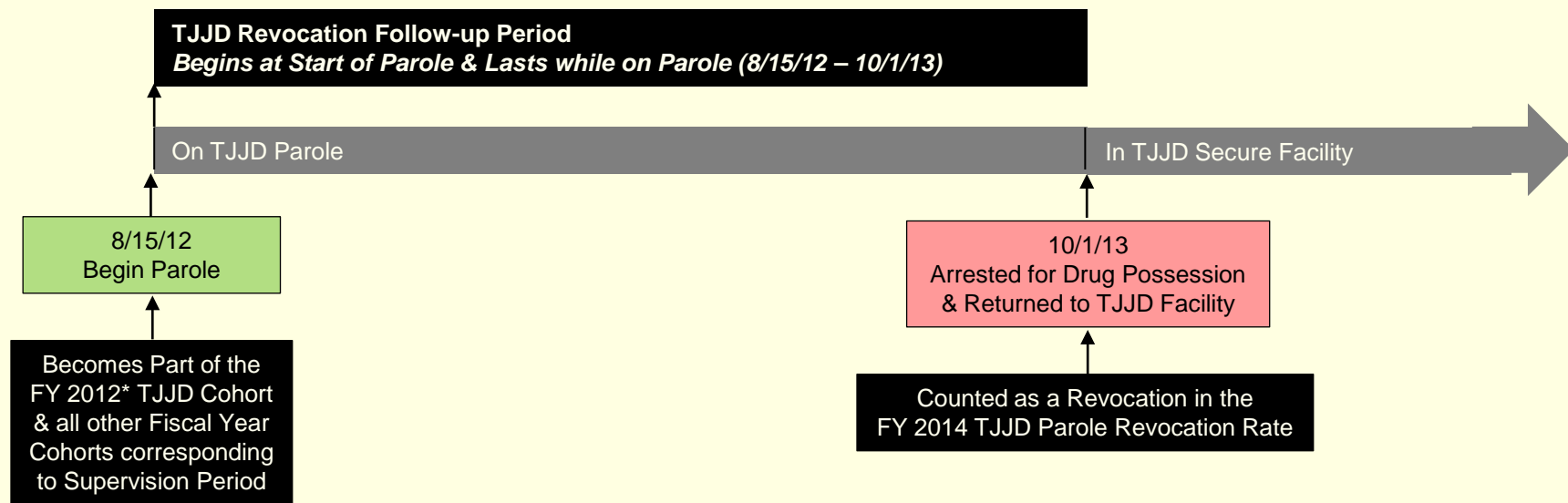
The following timeline of a fictitious juvenile's case illustrates revocation follow-up periods and what is included in LBB revocation counts.



\* State fiscal year (FY) begins on September 1<sup>st</sup> and ends on August 31<sup>st</sup> of the following year (e.g., FY 2011 begins on September 1, 2010, and ends on August 31, 2011). This juvenile is part of the FY 2011 revocation rate because he was on probation during FY 2011.

# LBB Revocation Measure – TJJJ Supervision Example

The following timeline of a fictitious juvenile's case illustrates the revocation follow-up periods and what is included in LBB revocation counts:



\* State fiscal year (FY) begins on September 1<sup>st</sup> and ends on August 31<sup>st</sup> of the following year (e.g., FY 2014 begins on September 1, 2013, and ends on August 31, 2014). This juvenile is part of the FY 2014 revocation rate because he was on probation during FY 2014.

# Examples of Factors Affecting Recidivism and Revocation Rates

---

- State Policies Defining the Age Range of Juveniles
- Arrest and Sentencing Practices
- Risk Level at Start of Intervention
- Availability of Effective Rehabilitative Programs
- Supervision Policy and Practices, such as:
  - Level of Monitoring
  - Length of Supervision
  - Amount and Quality of Services
  - Revocation Practices
- Risk Level of Environment in which Individual is under Supervision or to which s/he is Released, such as:
  - Family Support Available
  - Educational Opportunities
  - Employment Opportunities



# Navigating the January 2011 Report and Highlights of Findings



# Recidivism Rates for Various Populations

Population	FY 2002	FY 2003	FY 2004	FY 2005	FY 2006	FY 2007
<b>Rearrest</b>						
JPD: Deferred Prosecution						51.2%
JPD: Adjudicated Probation						66.0%
JPD: Secure Residential						75.6%
TYC: Secure Residential					76.4%	73.6%
<b>Re-Incarceration/Incarceration</b>						
JPD: Deferred Prosecution						2.7%
JPD: Adjudicated Probation						13.4%
JPD: Secure Residential						27.5%
TYC: Secure Residential	46.7%	47.2%	49.1%	43.3%	41.2%	35.7%

# Juvenile Probation Department – Rearrest Rates

FAILURE PERIOD	STARTING DEFERRED PROSECUTION IN FY 2007 COHORT = 20,518		STARTING ADJUDICATED PROBATION IN FY 2007 COHORT = 20,380		EXITING SECURE PLACEMENT IN FY 2007 COHORT = 3,365	
	NUMBER	PERCENT OF COHORT	NUMBER	PERCENT OF COHORT	NUMBER	PERCENT OF COHORT
Year 1	5,509	26.8%	7,349	36.1%	1,410	41.9%
Year 2	3,077	15.0%	3,843	18.9%	770	22.9%
Year 3	1,913	9.3%	2,257	11.1%	364	10.8%
<b>Total</b>	<b>10,499</b>		<b>13,449</b>		<b>2,544</b>	
<b>Total Rearrest Rate</b>		<b>51.2%</b>		<b>66.0%</b>		<b>75.6%</b>

# Juvenile Probation Department – Incarceration Rates

FAILURE PERIOD	STARTING DEFERRED PROSECUTION IN FY 2007		STARTING ADJUDICATED PROBATION IN FY 2007		EXITING SECURE PLACEMENT IN FY 2007	
	COHORT = 20,518		COHORT = 20,380		COHORT = 3,365	
	NUMBER	PERCENT OF COHORT	NUMBER	PERCENT OF COHORT	NUMBER	PERCENT OF COHORT
Year 1	58	0.3%	897	4.4%	376	11.2%
Year 2	192	0.9%	907	4.5%	285	8.5%
Year 3	294	1.4%	922	4.5%	265	7.9%
<b>Total</b>	<b>544</b>		<b>2,726</b>		<b>926</b>	
<b>Total Incarceration Rate</b>		<b>2.7%</b>		<b>13.4%</b>		<b>27.5%</b>

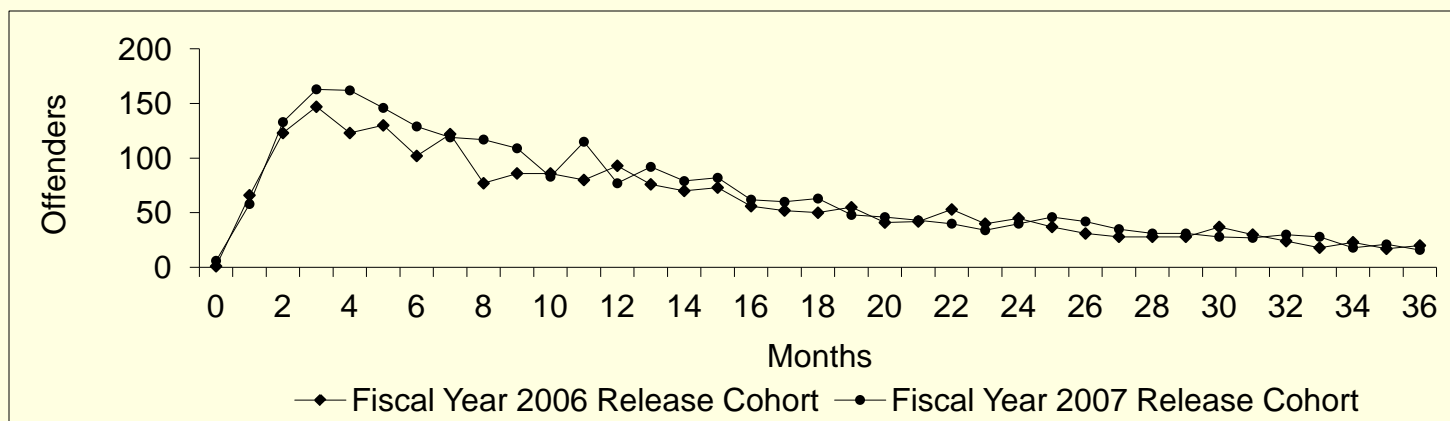
# Juvenile Probation Department – Local Residential Placement Rates

PLACEMENT PERIOD	STARTING DEFERRED PROSECUTION IN FY 2007 COHORT = 20,518		STARTING ADJUDICATED PROBATION IN FY 2007 COHORT = 20,380	
	NUMBER	PERCENT OF COHORT	NUMBER	PERCENT OF COHORT
Year 1	439	2.1%	2,503	12.3%
Year 2	543	2.6%	869	4.3%
Year 3	305	1.5%	275	1.3%
<b>Total</b>	<b>1,287</b>		<b>3,647</b>	
<b>Total Residential Placement Rate</b>		<b>6.3%</b>		<b>17.9%</b>

Note: A juvenile court may place a juvenile in a residential facility for a new offense, including offenses of severity less than a class B misdemeanor, or for technical violations of supervision conditions. Residential placement facilities are either administered or contracted by county juvenile probation departments.

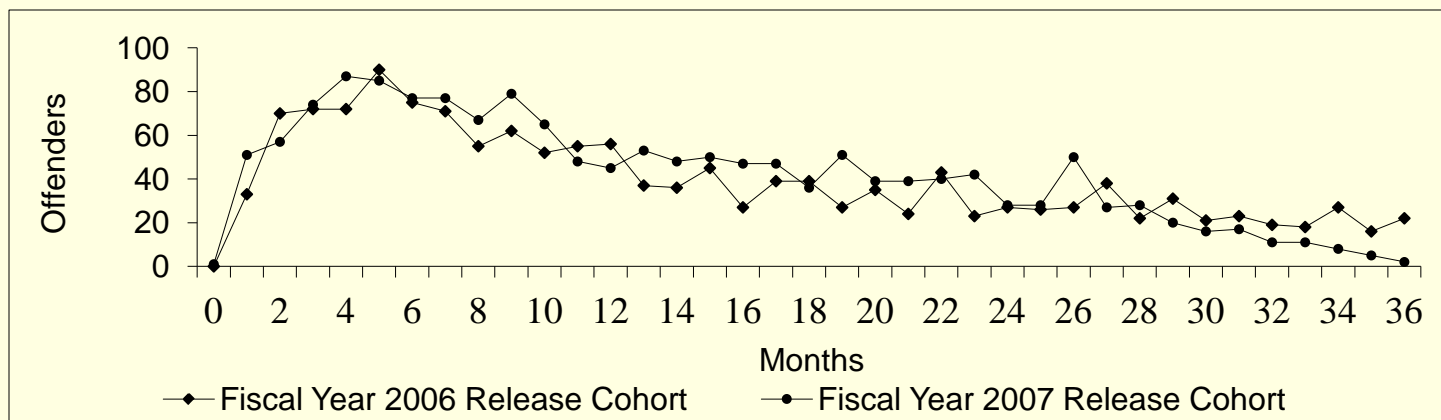
# TYC (now TJJD) – Rearrest Rates & Months Out of Custody before Rearrest

FAILURE PERIOD	EXITING SECURE PLACEMENT IN FY 2005 COHORT = 2,937		EXITING SECURE PLACEMENT IN FY 2006 COHORT = 3,369	
	NUMBER	PERCENT OF COHORT	NUMBER	PERCENT OF COHORT
Year 1	1,236	42.1%	1,417	42.1%
Year 2	653	22.2%	689	20.5%
Year 3	321	10.9%	353	10.5%
<b>Total</b>	<b>2,210</b>		<b>2,459</b>	
<b>Total Rearrest Rate</b>		<b>75.2%</b>		<b>73.0%</b>



# TYC (now TJJD) – Reincarceration Rates & Months Out of Custody before Reincarceration

FAILURE PERIOD	EXITING SECURE PLACEMENT IN FY 2006 COHORT = 3,504		EXITING SECURE PLACEMENT IN FY 2007 COHORT = 4,314	
	NUMBER	PERCENT OF COHORT	NUMBER	PERCENT OF COHORT
Year 1	763	21.8%	813	18.8%
Year 2	402	11.5%	520	12.1%
Year 3	290	8.3%	223	5.2%
<b>Total</b>	<b>1,455</b>		<b>1,556</b>	
<b>Total Reincarceration Rate</b>		<b>41.5%</b>		<b>36.1%</b>



# TYC (now TJJD) – Profile of Recidivists who were Reincarcerated

CHARACTERISTICS	FY 2006 RELEASES		FY 2007 RELEASES	
	COHORT N = 3,504	RECIDIVISTS (reincarceration) N = 1,455	COHORT N = 4,314	RECIDIVISTS (reincarceration) N = 1,556
<b>GENDER</b>				
Female	10.0%	4.3%	10.0%	4.4%
Male	90.0%	95.7%	90.0%	95.6%
<b>RACE/ETHNICITY</b>				
African American	31.6%	38.1%	34.5%	41.7%
Hispanic	44.2%	41.2%	41.4%	38.8%
White	23.2%	19.9%	23.3%	19.0%
Other	0.9%	0.8%	0.8%	0.5%
<b>AGE AT RELEASE</b>				
12	0.1%	0.0%	0.02%	0.0%
13	0.4%	0.5%	0.5%	0.7%
14	1.7%	2.7%	1.8%	3.0%
15	7.1%	10.5%	9.8%	14.8%
16	20.0%	20.4%	21.5%	24.5%
17	34.0%	32.4%	33.1%	31.9%
18	19.3%	17.9%	19.1%	14.4%
19	8.9%	8.7%	8.3%	6.2%
20	8.5%	6.7%	5.9%	4.6%
21	0.1%	0.1%	--	--
<b>OFFENSE OF INITIAL SENTENCE</b>				
Violent	32.0%	29.0%	33.1%	27.5%
Property	43.1%	46.5%	40.4%	46.6%
Drug	9.5%	9.5%	9.8%	9.4%
Other	15.4%	15.0%	16.7%	16.5%

**Interpretation:**  
10.0% of all FY 2007 releases were female but only 4.4% of the FY 2007 cohort who recidivated were female.

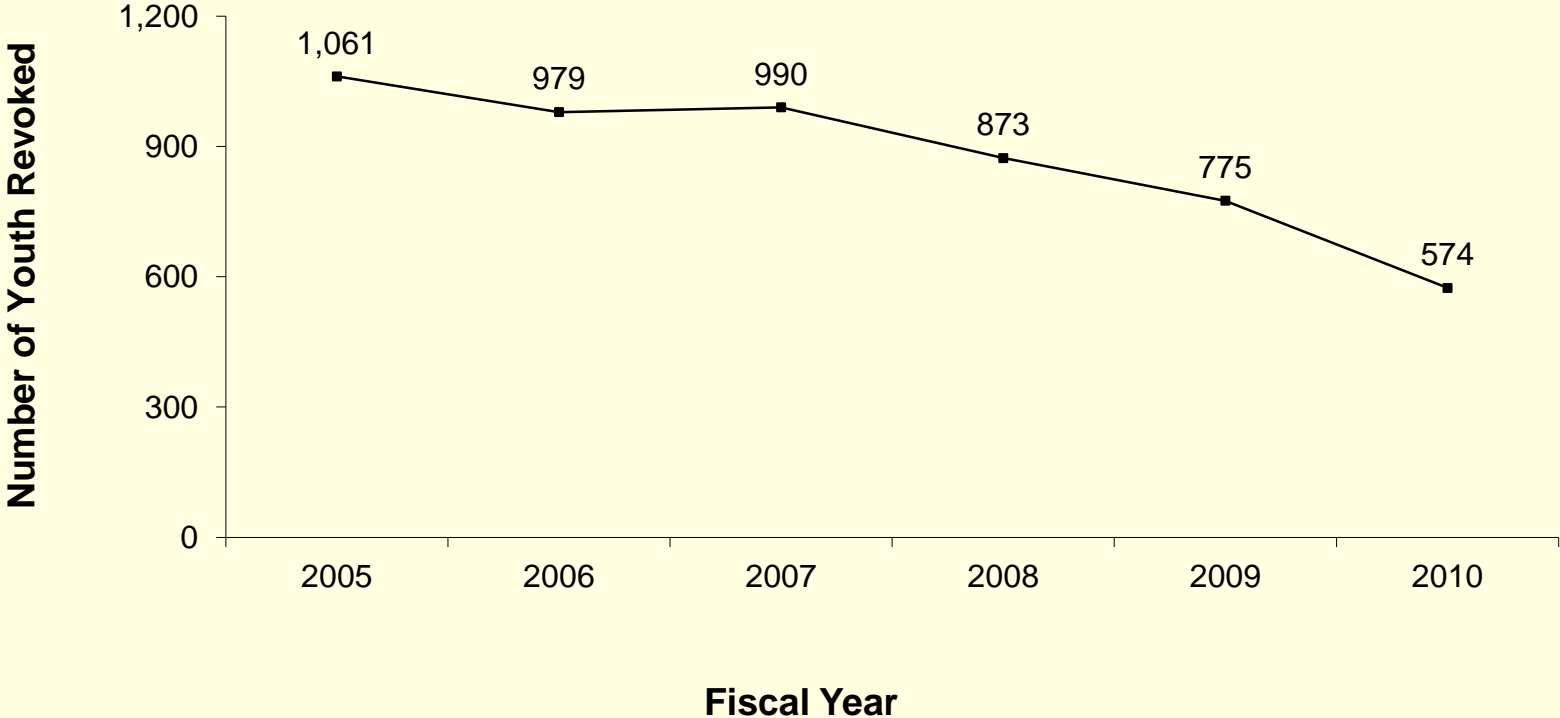
# TYC (now TJJD) – Reincarceration Rates for Select Juvenile Characteristics

CHARACTERISTICS	REINCARCERATION RATE FOR FY 2006 COHORT	REINCARCERATION RATE FOR FY 2007 COHORT
	N = 1,455	N = 1,556
OVERALL RECIDIVISM RATE	41.5%	36.1%
<b>GENDER</b>		
Female	17.8%	15.9%
Male	44.2%	38.3%
<b>AGE AT RELEASE</b>		
12	0.0%	0.0%
13	57.1%	52.4%
14	67.2%	60.3%
15	61.7%	54.6%
16	42.4%	41.1%
17	39.6%	34.7%
18	38.5%	27.2%
19	40.5%	26.9%
20	32.8%	27.7%
21	100.0%	--
<b>OFFENSE OF INITIAL SENTENCE</b>		
Violent	37.6%	29.9%
Property	44.8%	41.6%
Drug	41.4%	34.8%
Other	40.5%	35.6%

**Interpretation:**  
15.9% of all females released in FY 2007 recidivated.



# Juvenile Probation Departments – Probation Revocations



# Juvenile Probation Department – Supervision Revocation Detail (in Report Bullets)

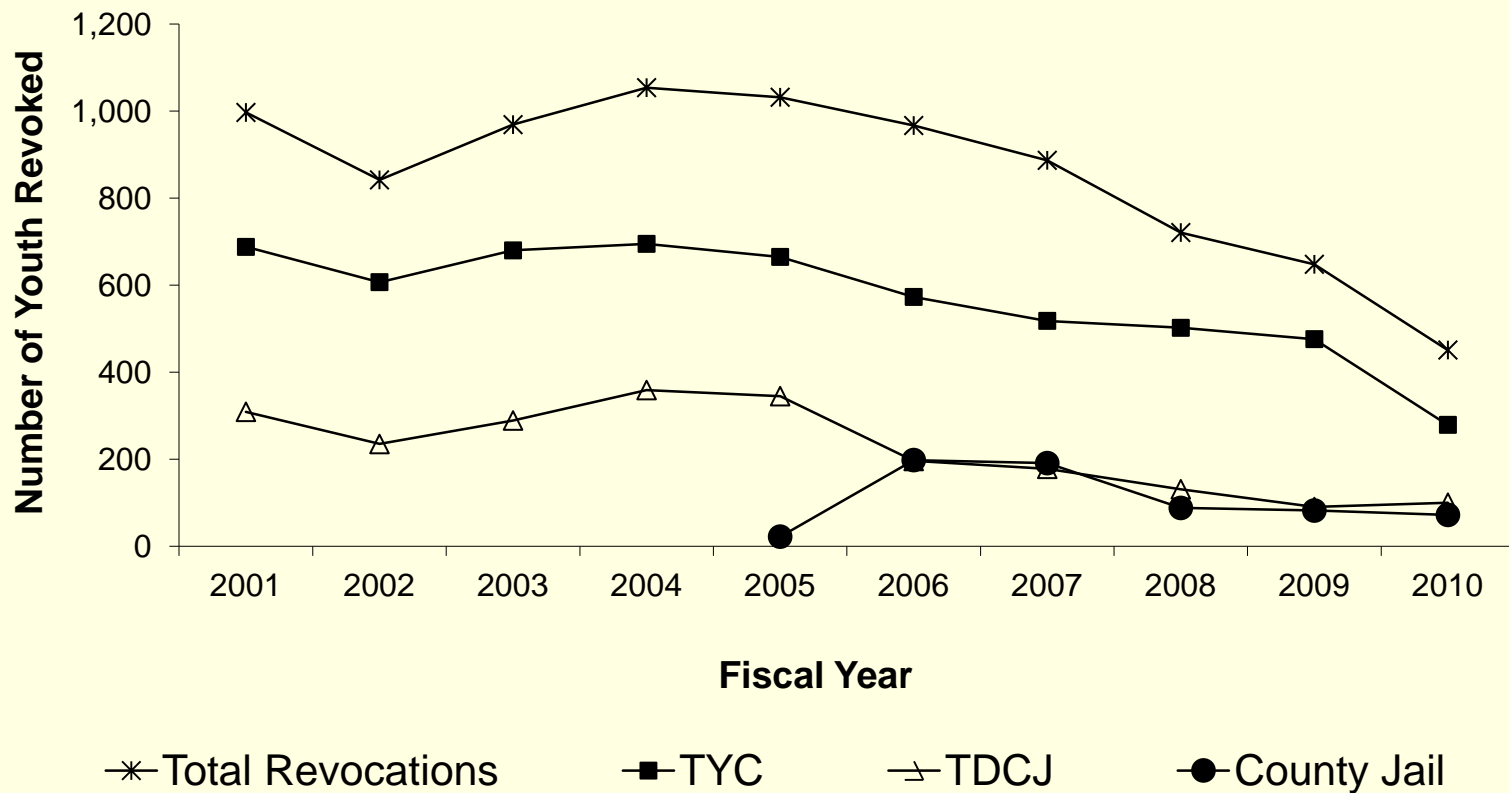
---

- Over the last six fiscal years, juveniles supervised under adjudicated probation for felony offenses accounted for nearly all revocations (between 98.3 and 99.7 percent).
- Between fiscal years 2005 and 2009, the number of revoked supervisions among juveniles under adjudicated probation supervision for felony offenses decreased 45.9 percent (from 1,061 to 574) while the total number of juveniles under adjudicated probation supervision for felony offenses decreased 5.3 percent (from 18,908 to 17,913).

# Juvenile Probation Departments – Supervision Revocation Rates

FISCAL YEAR	NUMBER OF JUVENILES UNDER ACTIVE SUPERVISION FOR FELONY OFFENSES	REVOICATIONS TO TYC	REVOICATION RATE
<b>ADJUDICATED PROBATION</b>			
2005	18,908	1,061	5.6%
2006	19,047	979	5.1%
2007	22,114	990	4.5%
2008	21,901	873	4.0%
2009	20,191	775	3.8%
2010	17,913	574	3.2%
<b>DEFERRED PROSECUTION</b>			
2005	4,535	7	0.2%
2006	4,994	3	0.1%
2007	5,619	7	0.1%
2008	6,197	3	0.05%
2009	6,125	5	0.1%
2010	5,705	10	0.2%

# TYC (now TJJD) – Parole Revocations by Destination



# TYC (now TJJD) – Parole Revocation Detail (in Report Bullets)

---

- Over the last ten fiscal years, parole revocations decreased 54.8 percent (from 997 to 451 revocations). During this time, the total number of parolees supervised decreased 47.6 percent (from 6,003 to 3,143 parolees).
- The majority of revoked parolees were returned to TYC. In fiscal year 2010, nearly two-thirds of revoked parolees (61.9 percent) were reincarcerated in TYC, 22.2 percent were incarcerated in TDCJ, and 16.0 percent were incarcerated in county jails.
- Parolees may be revoked either for committing a new offense or for a technical violation of supervision conditions. Over the past ten years, the percent of parolees revoked for technical violations steadily decreased, from 41.7 percent (or 416 of 997) in fiscal year 2001 to 25.9 percent (or 117 of 451) in fiscal year 2010.

# TYC (now TJJD) – Parole Revocation Rates

<b>FISCAL YEAR</b>	<b>TOTAL NUMBER OF ACTIVE PAROLEES SUPERVISED</b>	<b>TOTAL NUMBER OF REVOCATIONS</b>	<b>REVOCAION RATE</b>
2001	6,003	997	16.6%
2002	5,829	842	14.4%
2003	6,166	969	15.7%
2004	5,913	1,054	17.8%
2005	5,468	1,032	18.9%
2006	5,792	967	16.7%
2007	6,460	887	13.7%
2008	5,163	721	14.0%
2009	3,598	648	18.0%
2010	3,143	451	14.3%



# Comparison with Other States



# Comparing Texas Recidivism Statistics with Other States

STATE	COHORT YEAR	TYPE	3 YEAR RECIDIVISM RATE
<b>PROBATION SUPERVISION</b>			
<b>Texas</b>	<b>2007</b>	<b>Rearrest</b>	<b>66%</b>
Virginia	2008	Rearrest	59%
<b>STATE RESIDENTIAL FACILITIES</b>			
<b>Texas</b>	<b>2006</b>	<b>Rearrest</b>	<b>74%</b>
Virginia	2008	Rearrest	75%
<b>Texas</b>	<b>2007</b>	<b>Reincarceration</b>	<b>36%</b>
Wisconsin	2006	Adjudication with Reincarceration*	19%
Missouri	2007	Adjudication with Reincarceration*	14%
Ohio	2007	Reincarceration	49%
Virginia	2007	Adjudication with Reincarceration Except Revocations for Technical Violations	52%

\* Many revocations do not entail a new conviction; therefore this rate excludes many reincarcerations resulting from revocations.



# Factors Affecting Recidivism Rates – State Policies on Age

State	State Definition of Juvenile	Supervision Age Range	Incarceration Age Range
<b>Texas</b>	<b>10 to 16</b>	<b><i>Before 9/1/11: 10 to 17</i></b> <b><i>On or After 9/1/11: 10 to 17 or 18</i></b>	<b><i>Before 6/9/07: 10 to 20</i></b> <b><i>On or After 6/9/07: 10 to 18</i></b>
Missouri	Up to 16	Up to 16	Up to 17 or 20
Ohio	10 to 17	Not Analyzed	10 to 20
Virginia	Up to 17	Up to 20	11 to 20
Wisconsin	10 to 16	Not Analyzed	10 to 24

# Factors Affecting Recidivism Rates – State Policies on Offense Requirements for Incarceration

State	Offense Requirements for Incarceration
Texas	<b><i>Before 6/9/07: Three Misdemeanor Adjudications or One Felony</i></b> <b><i>On or After 6/9/07: One Felony</i></b>
Missouri	Can be committed for any offense, including misdemeanors and status offenses
Ohio	One Felony
Virginia	One Felony or Four Separate Class 1 Misdemeanor Incidents
Wisconsin	Offenses punishable by a sentence of incarceration for six months or more if committed by an adult

# Factors Affecting Recidivism Rates – Methodology used in Analysis

State	Population	Date when Recidivism Clock Begins	Adult Data Included in Recidivism Analysis?	Offenses Excluded in Rearrest Analysis
<b>Texas</b>	<b>Probation</b>	<b>Date Disposed to Probation</b>	<b>Yes</b>	<b>Offenses Lower than Class B Misd.</b>
Virginia	Probation	Date Disposed to Probation	Yes	N/A
<b>Texas</b>	<b>Secure State Facility</b>	<b>Release Date</b>	<b>Yes</b>	<b>Offenses Lower than Class B Misd.</b>
Missouri	Secure & Nonsecure State Facility	Release Date	Yes	N/A
Ohio	Secure State Facility	Release Date	Yes	N/A
Virginia	Secure State Facility	Release Date	Yes	Offenses Lower than Class B Misd.
Wisconsin	Secure State Facility	Release Date	Yes	N/A

# Key Takeaways

- Recidivism is a key performance measure of the juvenile justice system and Legislative Budget Board (LBB) reports it regularly (every odd year) for Texas
- LBB follows available, national standards for measuring recidivism
- LBB measures rearrest and (re)incarceration, as a juvenile or adult, for 3 years following start of supervision or release from facility
- Texas' three-year recidivism rates for FY 2007 cohorts are:
  - 51.2% of Deferred Prosecution juveniles are rearrested & 2.7% are incarcerated
  - 66.0% of Adjudicated Probation juveniles are rearrested & 13.4% are incarcerated
  - 75.6% of JPD Residential juveniles are rearrested & 27.5% are incarcerated
  - 73.6% of TYC Residential juveniles are rearrested & 35.7% are reincarcerated
- There are many factors that affect recidivism outcomes and caution should be used when comparing recidivism rates across population types (e.g., probation and incarceration) and across states

# Next Steps

---

- Calculate recidivism and revocation statistics for the next recidivism report to be released in January 2013
- Executive brief to summarize findings in a more concise manner
- Provide additional demographic and other information for juvenile probation department recidivists

# Questions?

# Facilitated Discussion

---

- Is there additional information that we should consider when producing this report?
- Are there other ways we can learn of planned policy and practices that impact populations?
- Are there any other ways to improve the methodology?

# Facilitated Discussion

---

- Are you conducting or planning on conducting research related to population projections?
- Do you use projections in your current work/research or could you see projections being helpful in your work/research?



# How can I be involved in the legislative process?

---

- Senate Finance Committee
- House Appropriations Committee
- Senate Criminal Justice Committee
- House Corrections Committee
- House Criminal Jurisprudence Committee
  
- [www.legis.state.tx.us](http://www.legis.state.tx.us)  
(Texas Legislature Online)

# Contact Information

---

Jamie Gardner or Michele Connolly  
512-463-1200

[cjforum@lbb.state.tx.us](mailto:cjforum@lbb.state.tx.us)