

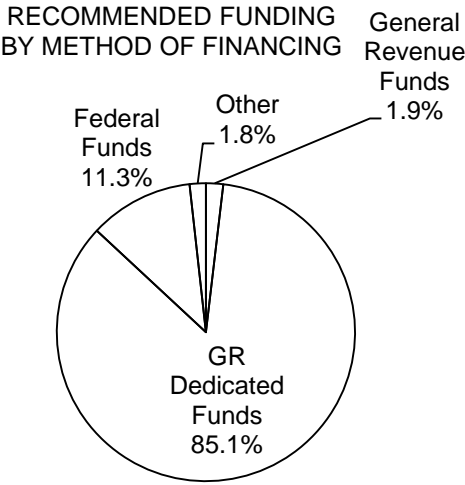
Section 1

Commission on Environmental Quality
Summary of Recommendations--Senate

Page VI-15
Zak Covar, Executive Director

Tom Lambert, LBB Analyst

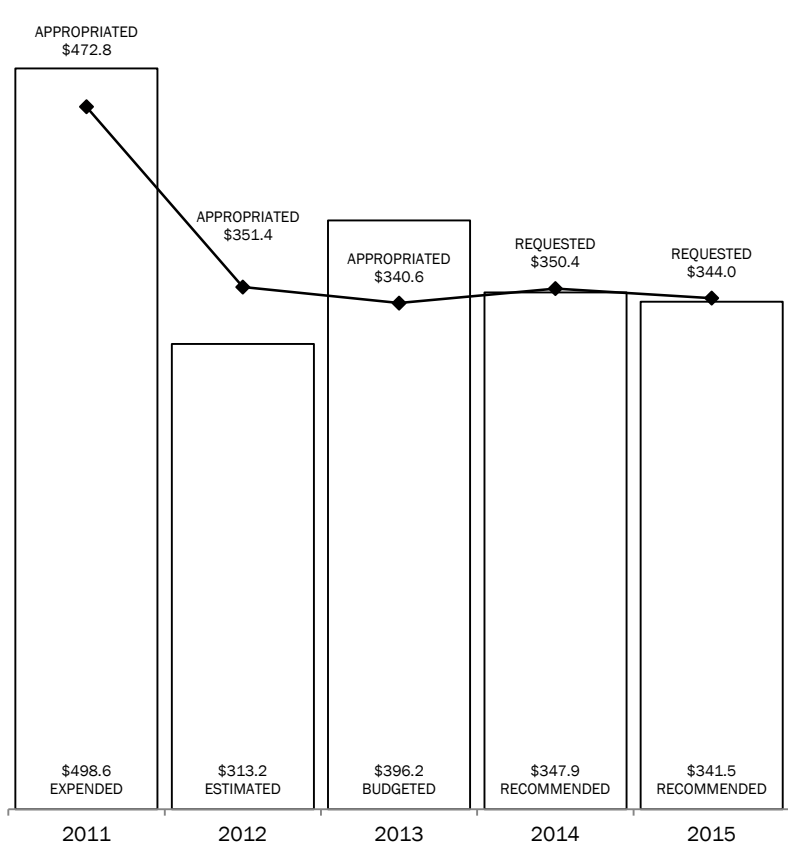
Method of Financing	2012-13 Base	2014-15 Recommended	Biennial Change	% Change
General Revenue Funds	\$11,494,145	\$12,872,875	\$1,378,730	12.0%
GR Dedicated Funds	\$583,454,511	\$586,384,312	\$2,929,801	0.5%
Total GR-Related Funds	\$594,948,656	\$599,257,187	\$4,308,531	0.7%
Federal Funds	\$91,238,940	\$78,012,199	(\$13,226,741)	(14.5%)
Other	\$23,257,619	\$12,130,212	(\$11,127,407)	(47.8%)
All Funds	\$709,445,215	\$689,399,598	(\$20,045,617)	(2.8%)



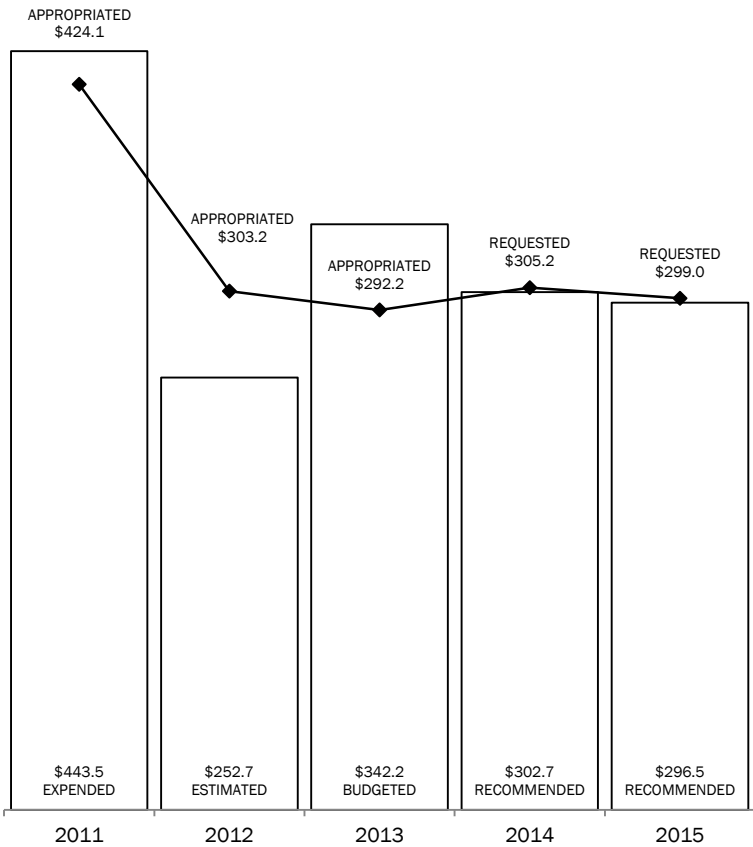
	FY 2013 Budgeted	FY 2015 Recommended	Biennial Change	% Change
FTEs	2,761.2	2,761.2	0.0	0.0%

The bill pattern for this agency (2014-15 Recommended) represents an estimated 100% of the agency's estimated total available funds for the 2014-15 biennium.

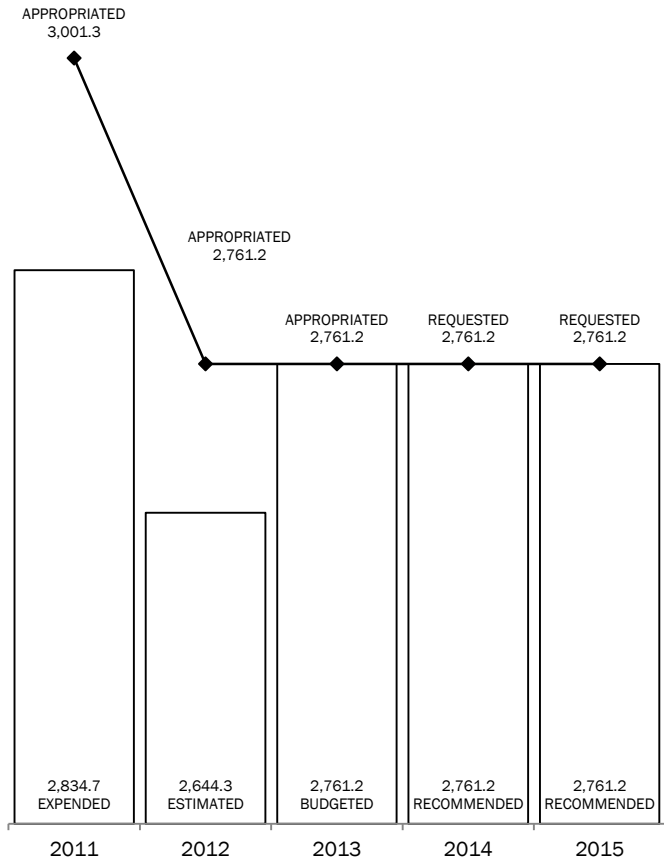
ALL FUNDS



GENERAL REVENUE AND
GENERAL REVENUE-DEDICATED FUNDS



FULL-TIME-EQUIVALENT POSITIONS



Note: the fiscal year 2011 expended amount exceeds the fiscal year 2011 appropriated amount due to unexpended balances from 2010 being carried forward into 2011 for various agency programs and projects.

Section 2

Commission on Environmental Quality
Summary of Recommendations, Senate, By Method of Finance -- ALL FUNDS

Strategy/Goal	2012-13 Base	2014-15 Recommended	Biennial Change	% Change	Comments (Optional)
AIR QUALITY ASSESSMENT AND PLANNING A.1.1	\$220,763,592	\$219,001,253	(\$1,762,339)	(0.8%)	Recommendations include a decrease of \$0.9 million in Federal Funds because of a one-time Homeland Security Biowatch program grant received in fiscal year 2012; and a decrease of \$0.9 million in Appropriated Receipts for one-time cost recovery for the Clean School Bus Program.
WATER ASSESSMENT AND PLANNING A.1.2	\$60,333,117	\$58,215,654	(\$2,117,463)	(3.5%)	Recommendations include a decrease of \$2.2 million in Federal Funds, \$1.5 million of which is due to an anticipated decrease in nonpoint source implementation grant funding by the U.S. Environmental Protection Agency (EPA) beginning in fiscal year 2013, and \$0.5 million of which is attributable to one-time supplemental water pollution control funding in fiscal year 2012 which is not expected in later years.
WASTE ASSESSMENT AND PLANNING A.1.3	\$15,616,454	\$15,625,679	\$9,225	0.1%	
AIR QUALITY PERMITTING A.2.1	\$28,054,746	\$28,045,825	(\$8,921)	(0.0%)	
WATER RESOURCE PERMITTING A.2.2	\$27,703,969	\$26,723,695	(\$980,274)	(3.5%)	Recommendations include a decrease in Federal Funds of \$0.8 million, resulting from a one-time discretionary grant for the Permit and Registration Information System Data Flow and the National Pollutant Discharge Elimination System; and a decrease in Appropriated Receipts of \$0.1 million because of a one-time cost-recovery contract with the Department of Transportation.
WASTE MANAGEMENT AND PERMITTING A.2.3	\$20,956,159	\$20,989,291	\$33,132	0.2%	
OCCUPATIONAL LICENSING A.2.4	\$2,506,346	\$2,506,346	\$0	0.0%	
RADIOACTIVE MATERIALS MGMT A.3.1	\$5,870,524	\$5,870,522	(\$2)	(0.0%)	
Total, Goal A, ASSESSMENT, PLANNING AND PERMITTING	\$381,804,907	\$376,978,265	(\$4,826,642)	(1.3%)	
SAFE DRINKING WATER B.1.1	\$19,507,408	\$15,416,080	(\$4,091,328)	(21.0%)	Recommendations include a decrease of \$1.9 million in Federal Funds because supplemental grants were received in the Public Water System Supervision and Performance Partnership Grants programs in fiscal years 2012-13 and are not expected in 2014-15; and a decrease of \$2.2 million in Interagency Contracts due to reductions in contract amounts with the Water Development Board for the Drinking Water State Revolving Fund.
WATER UTILITIES OVERSIGHT B.1.2	\$8,292,513	\$7,274,016	(\$1,018,497)	(12.3%)	Recommendations include a decrease of \$1.0 million in Interagency Contracts due to a decrease in the contract amount with the Water Development Board for the Drinking Water State Revolving Fund.
Total, Goal B, DRINKING WATER AND WATER UTILITIES	\$27,799,921	\$22,690,096	(\$5,109,825)	(18.4%)	

Section 2

Commission on Environmental Quality Summary of Recommendations, Senate, By Method of Finance -- ALL FUNDS					
Strategy/Goal	2012-13 Base	2014-15 Recommended	Biennial Change	% Change	Comments (Optional)
FIELD INSPECTIONS & COMPLAINTS C.1.1	\$90,581,210	\$83,816,394	(\$6,764,816)	(7.5%)	Recommendations include a decrease of \$0.4 million out of the General Revenue-Dedicated Dry Cleaning Facility Release Account No. 5093 because the agency is shifting funds from this strategy to Strategy D.1.1, Hazardous Materials Cleanup, to better reflect the Dry Cleaning Remediation program's cost share toward investigations; and a decrease of \$6.3 million in Federal Funds because of one-time supplemental funding from the Federal Leaking Underground Storage Tank program during the 2012-13 biennium.
ENFORCEMENT & COMPLIANCE SUPPORT C.1.2	\$22,527,025	\$22,320,145	(\$206,880)	(0.9%)	Recommendations include a decrease of \$0.2 million in Federal Funds because of one-time Capacity Building Grants and Cooperative Agreements during the 2012-13 biennium.
POLLUTION PREVENTION RECYCLING C.1.3	\$4,434,098	\$4,525,510	\$91,412	2.1%	
Total, Goal C, ENFORCEMENT AND COMPLIANCE SUPPORT	\$117,542,333	\$110,662,049	(\$6,880,284)	(5.9%)	
STORAGE TANK ADMIN & CLEANUP D.1.1	\$41,666,619	\$41,155,133	(\$511,486)	(1.2%)	Recommendations include a decrease of \$0.5 million in Federal Funds because of one-time supplemental funding from the Federal Leaking Underground Storage Tank program during 2012-13.
HAZARDOUS MATERIALS CLEANUP D.1.2	\$54,423,713	\$47,477,750	(\$6,945,963)	(12.8%)	Recommendations include an increase of \$0.4 million out of the General Revenue-Dedicated Dry Cleaning Facility Release Account No. 5093 because funds from Strategy C.1.1, Field Inspections and Complaints, are being shifted to this strategy to better reflect the Dry Cleaning Remediation program's cost share toward investigations; a decrease of \$0.6 million in Federal Funds because of one-time supplemental funding for Superfund State Core Program Cooperative Agreements; and a decrease of \$6.8 million in Appropriated Receipts due to one-time cost-recovery funds received for Superfund cleanups.
Total, Goal D, POLLUTION CLEANUP	\$96,090,332	\$88,632,883	(\$7,457,449)	(7.8%)	
CANADIAN RIVER COMPACT E.1.1	\$38,244	\$37,244	(\$1,000)	(2.6%)	
PECOS RIVER COMPACT E.1.2	\$264,232	\$252,732	(\$11,500)	(4.4%)	
RED RIVER COMPACT E.1.3	\$63,834	\$65,334	\$1,500	2.3%	
RIO GRANDE RIVER COMPACT E.1.4	\$311,622	\$325,622	\$14,000	4.5%	
SABINE RIVER COMPACT E.1.5	\$127,022	\$124,022	(\$3,000)	(2.4%)	
Total, Goal E, RIVER COMPACT COMMISSIONS	\$804,954	\$804,954	\$0	0.0%	

Section 2

Commission on Environmental Quality
Summary of Recommendations, Senate, By Method of Finance -- ALL FUNDS

Strategy/Goal	2012-13 Base	2014-15 Recommended	Biennial Change	% Change	Comments (Optional)
CENTRAL ADMINISTRATION F.1.1	\$36,156,376	\$36,133,347	(\$23,029)	(0.1%)	Recommendations include the following increases to maintain current service levels for the Data Center Consolidation project: \$1.4 million out of the General Revenue Fund; \$1.0 million out of the General Revenue-Dedicated Clean Air Account No. 151; \$0.8 million out of the General Revenue-Dedicated Hazardous and Solid Waste Remediation Fee Account No. 550; \$0.6 million out of the Waste Management Account No. 549; and \$0.4 million out of the Water Resource Management Account No. 153 (See Selected and Fiscal Policy Issue No. 1).
INFORMATION RESOURCES F.1.2	\$29,274,709	\$33,519,955	\$4,245,246	14.5%	
OTHER SUPPORT SERVICES F.1.3	\$19,971,683	\$19,978,049	\$6,366	0.0%	
Total, Goal F, INDIRECT ADMINISTRATION	\$85,402,768	\$89,631,351	\$4,228,583	5.0%	
Grand Total, All Strategies	\$709,445,215	\$689,399,598	(\$20,045,617)	(2.8%)	

Section 3

Commission on Environmental Quality
Selected Fiscal and Policy Issues

1. **2014-15 Funding Summary.**

Recommendations provide for an All Funds decrease of \$20.0 million as compared to 2012-13 expenditures. The decrease is comprised of the following.

- a) An increase of \$4.3 million in General Revenue-related Funds, including \$1.4 million in General Revenue and \$2.9 million in General Revenue-Dedicated Funds, to cover cost increases identified by the Department of Information Resources necessary to maintain current services for the agency's DCS contract. Otherwise, recommended General Revenue and General Revenue-Dedicated amounts are equal to 2012-13 spending levels.
- b) A decrease of \$13.2 million in Federal Funds mainly associated with one-time projects and supplemental funding received during 2012-13.
- c) A decrease of \$11.1 million in Other Funds, including:
 - i. a decrease of \$7.9 million in Appropriated Receipts, \$6.8 million of which is attributable to one-time cost recovery funding received for Superfund cleanups and \$0.9 million of which is attributable to one-time cost recovery funding received for the Clean School Bus Program; and
 - ii. a decrease of \$3.2 million in Interagency Contracts which results from a decrease in funding from the Drinking Water State Revolving Fund contract with the Water Development Board.

2.

LBB Staff Review: Strategies to Reduce Reliance on General Revenue-Dedicated Accounts for Certification.

LBB staff developed a report titled *Options to Reduce Reliance on General Revenue-Dedicated Accounts for Certification of the State Budget* that includes proposals to reduce the reliance on General Revenue-Dedicated funds being counted toward certification of the General Appropriations Act (GAA). The report includes specific options to reduce reliance on account revenues and balances.

TCEQ has four accounts among the largest balances counted towards certification for the 2012-13 GAA. See attached table, *Projected General Revenue-Dedicated Fund Balances, 2014-15*, for more details on account balances, revenues, and expenditures.

- a) **Texas Emissions Reduction Plan Account No. 5071**—\$772.0 million in projected balances at the end of fiscal year 2013. The account will have estimated revenues of \$386.3 million during the 2014-15 biennium, with recommended appropriations from the account totaling \$133.6 million (including estimated benefits costs). Funds in the account can only be used for various purposes to reduce emissions that degrade air quality as authorized in Health and Safety Code § 386.262.
- b) **Petroleum Storage Tank Remediation Account No. 655**—\$143.3 million in projected balances at the end of fiscal year 2013. The account will have estimated revenues of \$47.2 million during the 2014-15 biennium, with recommended appropriations from the account totaling \$49.3 million (including estimated benefits costs). Funds in the account may only be used for the regulation and cleanup of underground and above-ground storage tanks as authorized in Water Code § 26.3573.
- c) **Clean Air Account No. 151**—\$119.2 million in projected balances at the end of fiscal year 2013. The account will have

Section 3

estimated revenues of \$209.3 million during the 2014-15 biennium, with recommended appropriations from the account totaling \$121.1 million (including estimated benefits costs). Per Health and Safety Code, Chapter 382, funds in the account may be used for three programs: the Title IV and V Federal Clean Air Act air permitting programs; the Vehicle Emissions Inspection and Maintenance Program, and the Low-Income Vehicle Repair Assistance, Retrofit and Accelerated Vehicle Retirement Program (LIRAP). Only the LIRAP program is collecting significantly more revenue than is being spent on the program: revenues collected specifically for the LIRAP program are estimated to total \$80 million for the 2014-15 biennium, while recommended appropriations total \$12.5 million. It should be noted that revenues to the Clean Air Account No. 151 derived from LIRAP fees are assessed in counties which have opted in to participation in the program; because such a small portion of revenues collected for the program are appropriated to the TCEQ for distribution back to the counties, it is possible that some counties could leave the program, thereby reducing the LIRAP revenue stream.

- d) **Solid Waste Disposal Fees Account No. 5000**—\$114.3 million in projected balances at the end of fiscal year 2013. The account will have estimated revenues of \$35.3 million during the 2014-15 biennium, with recommended appropriations from the account totaling \$11.0 million. Per Health and Safety Code, Chapter 361, funds in the account may only be used to provide grants to local governments for local and regional municipal solid waste planning and management purposes and for immediate responses to fires or other emergencies involving solid waste.

Section 3

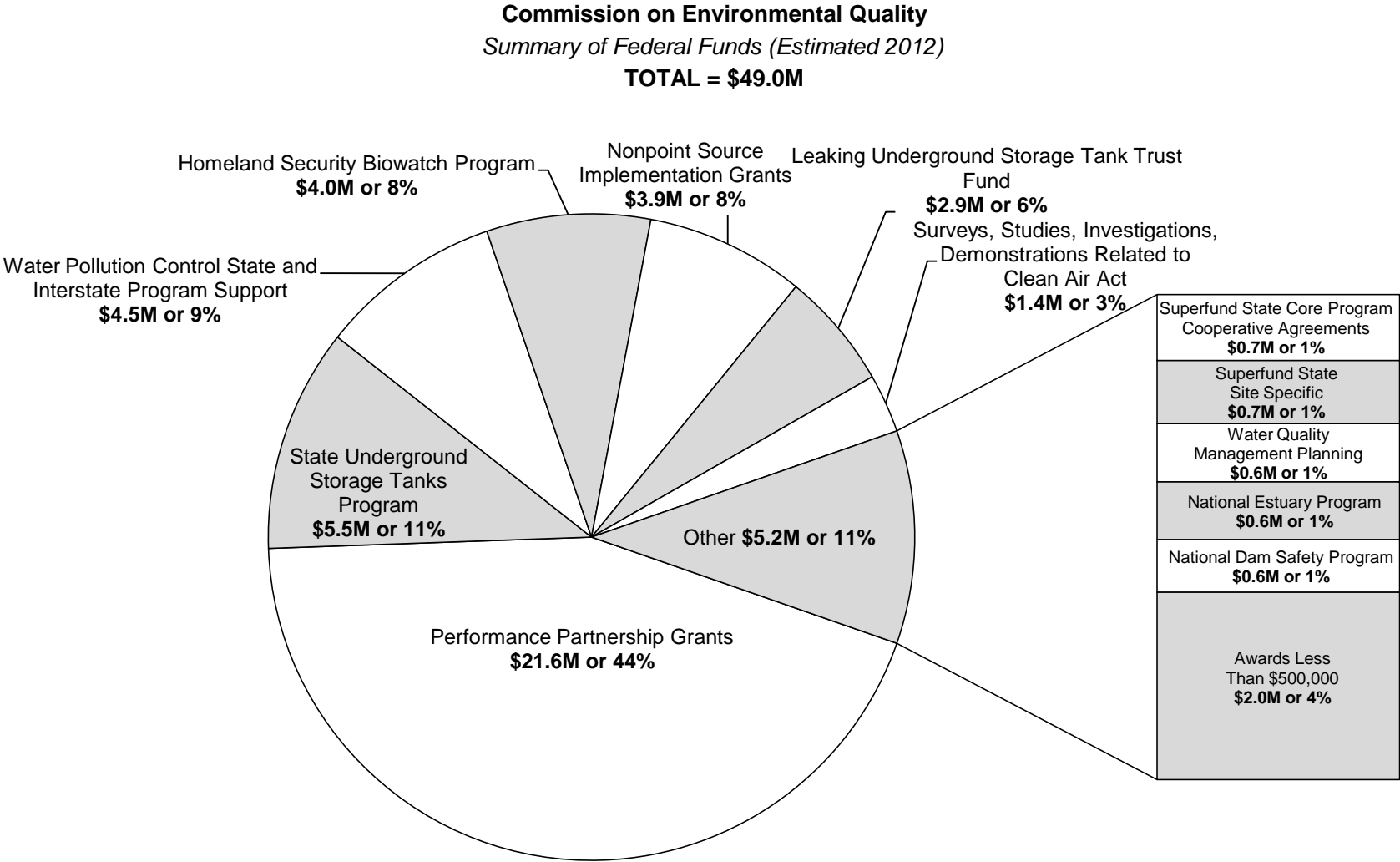
Commission on Environmental Quality
Projected General Revenue-Dedicated Fund Balances 2014-15
(In Millions)

Account Number	Account Name	Estimated Ending Fund Balance on August 31, 2013 ⁽¹⁾	Estimated Revenues 2014-15^{(1) (2)}	Recommended Appropriations 2014-15 ⁽³⁾	Estimated Ending Fund Balance on August 31, 2015 ⁽⁴⁾
5071	Texas Emission Reduction Plan	\$772.0	\$386.4	(\$133.6)	\$1,024.8
655	Petroleum Storage Tank Remediation	\$143.3	\$47.2	(\$49.3)	\$141.2
151	Clean Air	\$119.2	\$209.3	(\$121.1)	\$207.4
5000	Solid Waste Disposal Fees	\$114.3	\$35.3	(\$11.0)	\$138.5

Notes: (1) Estimated fund balance on August 31, 2013 and 2014-15 revenues per Comptroller's Biennial Revenue Estimate for 2014-15.
(2) For Account 5071, the amount shown includes \$184.4 million in transfers from the State Highway Fund No. 6 per Transportation Code, Sec. 501.138, which is not reflected in the Comptroller's BRE.
(3) Includes agency estimates of benefits amounts and transfers.
(4) Numbers may not add due to rounding.

Sources: Comptroller of Public Accounts, Commission on Environmental Quality Legislative Appropriations Request, Legislative Budget Board

Section 3



Note: Amounts shown may sum greater/less than actual total due to rounding.

Section 3

Commission on Environmental Quality
FTE Highlights

Full-Time-Equivalent Positions	Expended 2011	Estimated 2012	Budgeted 2013	Recommended 2014	Recommended 2015
Cap	3,001.3	2,761.2	2,761.2	2,761.2	2,761.2
Actual/Budgeted	2,834.7	2,644.3	2,761.2	NA	NA
Schedule of Exempt Positions (Cap)					
Commissioner (Chair)	\$150,000	\$150,000	\$150,000	\$150,000	\$150,000
Commissioner (2)	\$150,000	\$150,000	\$150,000	\$150,000	\$150,000
Executive Director	\$145,200	\$145,200	\$145,200	\$145,200	\$145,200
Canadian River Compact Commissioner	\$10,767	\$10,767	\$10,767	\$10,767	\$10,767
Pecos River Compact Commissioner	\$32,247	\$32,247	\$32,247	\$32,247	\$32,247
Red River Compact Commissioner	\$24,225	\$24,225	\$24,225	\$24,225	\$24,225
Rio Grande Compact Commissioner	\$41,195	\$41,195	\$41,195	\$41,195	\$41,195
Sabine River Compact Commissioner (2)	\$8,787	\$8,787	\$8,787	\$8,787	\$8,787

Section 3

Commission on Environmental Quality
Performance Measure Highlights

	Expended 2011	Estimated 2012	Budgeted 2013	Recommended 2014	Recommended 2015
<ul style="list-style-type: none">Percent of Texans Living Where Air Meets Federal Air Quality Standards <p>Measure Explanation: Seventy-four percent of Texans were living in areas meeting the ozone standard during fiscal year 2011 because the Houston--Galveston--Brazoria (HGB) area met the federal ozone standard in 2010. In fiscal year 2012, the HGB area failed to meet standards because of hotter and drier weather in 2011, thereby placing a large percentage of the state's population in the nonattainment category. In future years, a smaller portion of the state's population is expected to live within areas meeting standards because of the state's growing population.</p>	74.4	51.0	48.0	47.0	47.0
<ul style="list-style-type: none">Tons of Nox Reduced through Emissions Reduction Plan <p>Measure Explanation: No Emission Reduction Incentive Grants were awarded in fiscal year 2012 because the agency was revising rules and guidelines to implement changes that were made by the 82nd Legislature, 2011. Thus, all emissions reductions for the 2012-13 biennium will occur in the second year of the biennium. The significantly lower performance in fiscal years 2012-15 as compared to fiscal year 2011 is a result of a 50 percent reduction in funding for the Texas Emissions Reduction Plan program starting in the 2012-13 biennium, as compared to the 2010-11 biennium.</p>	12,944	0	7,421	4,980	4,980
<ul style="list-style-type: none">Number of Vehicles Repaired and/or Replaced through LIRAP Assistance <p>Measure Explanation: The number of vehicles repaired or replaced each year is a function of the availability of funding for the grant program. In fiscal year 2011, \$45 million in funds were available. During the 2012-13 biennium, only \$5.6 million per fiscal year was available for such grants, with the same level recommended in 2014-15. The amount of assistance was higher than other years in fiscal year 2012 because a portion of the funding from fiscal year 2011 remained unspent until that year.</p>	13,876	7,834	2,189	2,189	2,189
<ul style="list-style-type: none">Number of Dam Safety Assessments <p>Measure Explanation: The number of dam safety assessments remains relatively stable through the 2011 to 2015 period. The number of assessments in 2012 is somewhat higher than the number in other years because it reflects some assessments that were actually completed in fiscal year 2011, but were not received from contractors and reviewed by agency staff until fiscal year 2012.</p>	1,041	1,373	1,030	1,030	1,030

Section 3

•	Number of Utility Rate Reviews Performed	138	157	80	80	80
Measure Explanation: The agency reports that utility rate review activity was higher than expected in fiscal years 2011 and 2012 because many entities applied for rate increases, reflecting the replacement of major aging infrastructure. Because the agency does not have the ability to predict if this trend will continue in future years, targets for 2013 through 2015 reflect historic levels of rate reviews.						
•	Number of Inspections/Investigations of Waste Sites	11,996	13,752	12,678	6,760	6,760
Measure Explanation: Waste inspection and investigation activity is occurring at a significantly higher level in fiscal years 2011 through 2013 because the agency received a grant from the U.S. Environmental Protection Agency (EPA) to conduct petroleum storage tank investigations in those years. Additional grant funds from the U.S. EPA are not expected in fiscal years 2014 and 2015.						
•	The Percentage Received of Texas' Equitable Share of Quality Water Annually as Apportioned by the Rio Grande River Compact	130.0	NA	100.0	100.0	100.0
Measure Explanation: In fiscal year 2011, performance exceeded the target because New Mexico delivered water to Texas that had built up from prior year credits. No percentage is shown for fiscal year 2012 because the Rio Grande Compact Commission was unable to agree on the calculation methodologies that determine the share of water for members of the Compact for that year. New Mexico has filed litigation in federal court to attempt to verify its position on the calculations that determine water credits and water deliveries.						

Section 4

Texas Commission on Environmental Quality (TCEQ)
Performance Review and Policy Report Highlights

Reports & Recommendations	Report Page	Savings/ (Cost)	Gain/ (Loss)	Fund Type	Included in Introduced Bill	Action Required During Session
---------------------------	----------------	--------------------	-----------------	--------------	--------------------------------	--------------------------------

NO RELATED RECOMMENDATIONS

Section 5

Commission on Environmental Quality Rider Highlights

8. **Appropriation: Air Quality Planning.**

Add language to rider clarifying that areas designated as nonattainment during the 2012-13 biennium would not be eligible for the funding provided in the rider because the funds are designated for areas conducting efforts to ensure they will not reach nonattainment status.

9. (Former) **Appropriations Limited to Revenue Collections: Occupational Licensing.**

Delete rider requiring the agency to collect revenues sufficient to cover “other direct and indirect costs” for the Occupational Licensing program because funding for the program is out of the General Revenue-Dedicated Occupational Licensing Account No. 468, which receives sufficient revenues to cover both direct costs of the program, as well as all indirect costs associated with program FTEs, and all such costs are already paid out of the account. Deleting the rider should not result in a cost to the Appropriations Bill.

12. **Appropriation: Refinement and Enhancement of Modeling to Demonstrate Attainment with the Clean Air Act.**

Add language to rider clarifying that funds for modeling to demonstrate attainment with federal air quality standards may include the procurement of computing tools to aid in the analysis of data.

22. **Texas Emissions Reduction Plan (TERP): Grants and Administration.**

- a) Revise rider to list the allocation of appropriations out of the General Revenue-Dedicated TERP Account No. 5071 for the various authorized uses of program funds in Health and Safety Code § 386.252, including new uses authorized by the 82nd Legislature, 2011. Add language providing for the agency to reallocate unexpended funds within statutory limitations.
- b) Delete language in rider which appropriates an additional \$16.0 million in funding in excess of the Comptroller’s Biennial Revenue Estimate for 2012-13 because this funding has been incorporated into the agency’s baseline budget for 2014-15.

26. (former) **Appropriation: Operating Costs of the Low-Level Radioactive Waste Disposal Compact Commission (LLRWDCC) and Revenues In Excess of the Comptroller’s Biennial Revenue Estimate (BRE).**

Delete rider allocating funds out of the General Revenue-Dedicated Low-Level Waste Account No. 88 for operating costs of the LLRWDCC and providing appropriations authority for the LLRWDCC for revenues in excess of the BRE because Senate Bill 1605, 82nd Legislature, Regular Session, 2011, provides that the LLRWDCC is a separate agency from the Texas Commission on Environmental Quality (TCEQ) for the purposes of the General Appropriations Act. As such, recommendations include funding directly to the LLRWDCC in a separate bill pattern for the 2014-15 beinnium.

27. (former) **Sunset Contingency.**

Delete rider because the agency’s Sunset legislation, House Bill 2694, 82nd Legislature, Regular Session, 2011, implemented the Sunset recommendations and continues the agency for 12 years.

Section 5

28. (former) **Contingency Appropriation: Transfer of the Regulation of Bottled Water from the Department of State Health Services to the Texas Commission on Environmental Quality.**
Delete rider, which would have transferred bottled water regulation from the Department of State Health Services to the TCEQ, because no related legislation was passed by the 82nd Legislature, 2011.
29. (former) **Contingency Appropriation: Revenues in Excess of the Comptroller's Biennial Revenue Estimate for the Operating Permit Fees Account No. 5094.**
Delete rider because the agency implemented a fee increase, and the additional \$2.4 million per fiscal year in additional appropriations out of the General Revenue-Dedicated Operating Permit Fees Account No. 5094, are now included in the agency's baseline funding for 2014-15.
34. (former) **Contingent Appropriation: Revenue to the Environmental Laboratory Accreditation Account No. 5065 in Excess of the Comptroller's Biennial Revenue Estimate for 2012-13.**
Delete rider because the agency implemented a fee increase, and the additional \$250,000 per fiscal year in appropriations out of the General Revenue-Dedicated Laboratory Accreditation Account No. 5065 are now included in the agency's baseline funding for 2014-15.

Section 6

Commission on Environmental Quality
Items not Included in Recommendations--Senate

In Agency Priority Order

		2014-15 Biennial Total	
		GR & GR-Dedicated	All Funds
1.	Rio Grande Compact Litigation Investigations --General Revenue funding to cover legal costs relating to a dispute with the State of New Mexico regarding Texas' water rights to Rio Grande water.	\$ 5,000,000	\$ 5,000,000
2.	Watermaster Program--New Appropriating Rider --New rider providing for the appropriation of revenues in excess of the Comptroller's BRE for 2014-15 for newly created Watermaster offices. The request also includes an exemption from Article IX limitations on Full-Time Equivalent (FTE) positions and Capital Budget expenditures for staff and equipment associated with newly created Watermaster offices. Because the item would be in excess of the Comptroller's Biennial Revenue Estimate for 2014-15, it would not result in a cost to the Appropriations Bill.	\$ -	\$ -
3.	Article IX, Section 8.03(g)--Additional Language for Cost Recovery Appropriation --Add language to rider to appropriate unexpended balances between biennia for funds received from cost recovery for Superfund contaminated site cleanups. The agency reports that it has been standard practice to use the Article IX, Section 8.03(g) provision to spend funds recovered from responsible parties for Superfund Cleanups; however, House Bill 1, As Introduced, includes changes to the provision that specify that the appropriation authority only applies to disaster-related expenditures.	\$ -	\$ -
4.	Shift of Funds from Water Utilities Oversight to Safe Drinking Water --Move \$0.7 million in each fiscal year of the 2014-15 biennium from Strategy B.1.2, Water Utilities Oversight, to Strategy B.1.1, Safe Drinking Water, to more appropriately align program expenditures with strategy activities.	\$ -	\$ -
Total, Items Not Included in the Recommendations		\$ 5,000,000	\$ 5,000,000