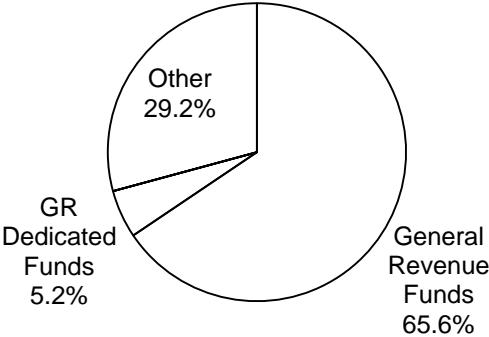


Section 1

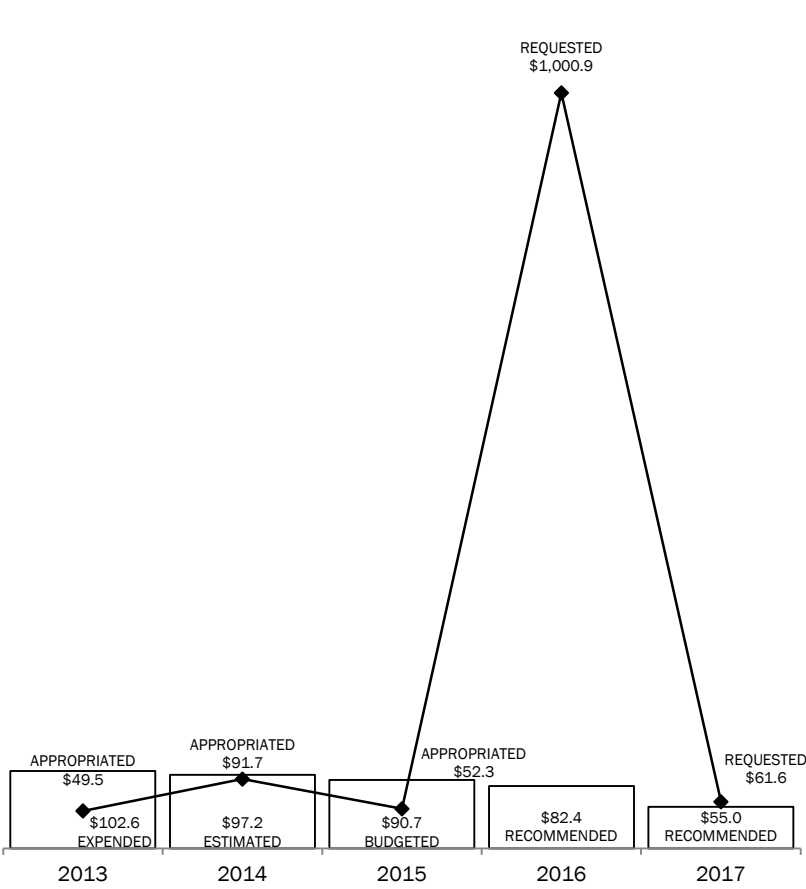
Method of Financing	2014-15 Base	2016-17 Recommended	Biennial Change	% Change
General Revenue Funds	\$89,561,766	\$90,050,184	\$488,418	0.5%
GR Dedicated Funds	\$5,574,866	\$7,173,532	\$1,598,666	28.7%
Total GR-Related Funds	\$95,136,632	\$97,223,716	\$2,087,084	2.2%
Federal Funds	\$0	\$0	\$0	0.0%
Other	\$92,746,253	\$40,112,833	(\$52,633,420)	(56.7%)
All Funds	\$187,882,885	\$137,336,549	(\$50,546,336)	(26.9%)

RECOMMENDED FUNDING
BY METHOD OF FINANCING

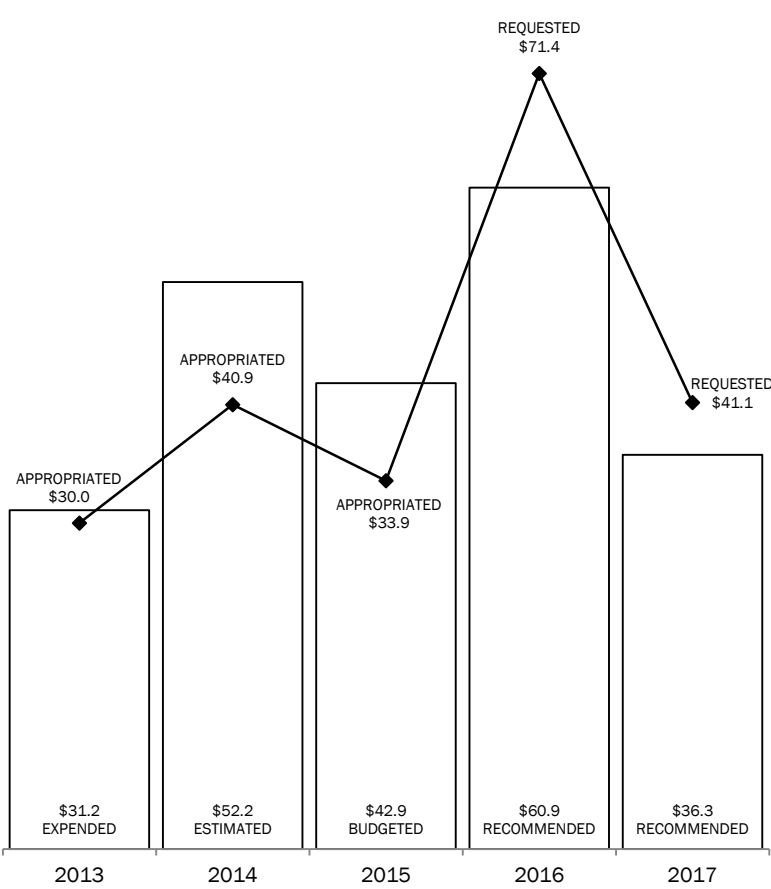


The bill pattern for this agency (2016-17 Recommended) represents an estimated 100% of the agency's estimated total available funds for the 2016-17 biennium.

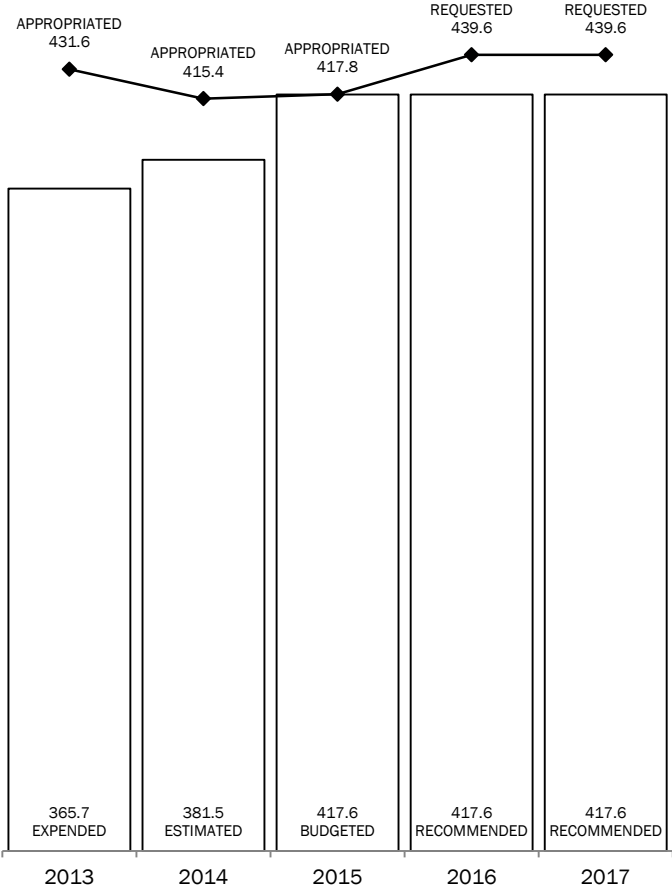
ALL FUNDS



GENERAL REVENUE AND
GENERAL REVENUE-DEDICATED FUNDS



FULL-TIME-EQUIVALENT POSITIONS



Section 2

Facilities Commission
Summary of Recommendations - Senate, By Method of Finance -- ALL FUNDS

Strategy/Goal	2014-15 Base	2016-17 Recommended	Biennial Change	% Change	Comments
LEASING A.1.1	\$887,549	\$894,204	\$6,655	0.7%	
FACILITIES PLANNING A.1.2	\$498,048	\$502,086	\$4,038	0.8%	
FACILITIES DESIGN AND CONSTRUCTION A.2.1	\$12,753,610	\$8,788,144	(\$3,965,466)	(31.1%)	
Total, Goal A, FACILITIES CONSTRUCTION AND LEASING	\$14,139,207	\$10,184,434	(\$3,954,773)	(28.0%)	
CUSTODIAL B.1.1	\$9,206,830	\$9,219,678	\$12,848	0.1%	
FACILITIES OPERATION B.2.1	\$149,861,929	\$101,304,650	(\$48,557,279)	(32.4%)	
STATE CEMETERY B.2.3	\$1,540,765	\$1,550,894	\$10,129	0.7%	
Total, Goal B, PROPERTY & FACILITIES MGMT & OPS	\$160,609,524	\$112,075,222	(\$48,534,302)	(30.2%)	
SURPLUS PROPERTY MANAGEMENT C.1.1	\$4,692,124	\$6,333,897	\$1,641,773	35.0%	
Total, Goal C, SURPLUS PROPERTY	\$4,692,124	\$6,333,897	\$1,641,773	35.0%	
CENTRAL ADMINISTRATION D.1.1	\$4,824,224	\$4,867,222	\$42,998	0.9%	
INFORMATION RESOURCES D.1.2	\$2,089,586	\$2,333,954	\$244,368	11.7%	
OTHER SUPPORT SERVICES D.1.3	\$1,528,220	\$1,541,820	\$13,600	0.9%	
Total, Goal D, INDIRECT ADMINISTRATION	\$8,442,030	\$8,742,996	\$300,966	3.6%	
Grand Total, All Strategies	\$187,882,885	\$137,336,549	(\$50,546,336)	(26.9%)	

Section 2

Facilities Commission
Summary of Recommendations - Senate, By Method of Finance -- GR & GR DEDICATED FUNDS

Strategy/Goal	2014-15 Base	2016-17 Recommended	Biennial Change	% Change	Comments
					Recommendations include an increase of \$222,510 in General Revenue related funds for the biennialization of fiscal year 2015 statewide salary increase across all strategies.
LEASING A.1.1	\$887,549	\$894,204	\$6,655	0.7%	
FACILITIES PLANNING A.1.2	\$498,048	\$502,086	\$4,038	0.8%	
FACILITIES DESIGN AND CONSTRUCTION A.2.1	\$0	\$0	\$0	0.0%	
Total, Goal A, FACILITIES CONSTRUCTION AND LEASING	\$1,385,597	\$1,396,290	\$10,693	0.8%	
CUSTODIAL B.1.1	\$6,238,954	\$6,210,604	(\$28,350)	(0.5%)	
FACILITIES OPERATION B.2.1	\$77,181,322	\$77,342,302	\$160,980	0.2%	Recommendations include: • \$20 million in General Revenue for emergency repairs (see Selected Fiscal and Policy Issues #1); and • \$40,000 increase in General Revenue to replace recycling vehicle, projected to reach 150,000 miles on October 2016.
STATE CEMETERY B.2.3	\$1,536,013	\$1,546,142	\$10,129	0.7%	
Total, Goal B, PROPERTY & FACILITIES MGMT & OPS	\$84,956,289	\$85,099,048	\$142,759	0.2%	
SURPLUS PROPERTY MANAGEMENT C.1.1	\$3,036,878	\$4,817,596	\$1,780,718	58.6%	
Total, Goal C, SURPLUS PROPERTY	\$3,036,878	\$4,817,596	\$1,780,718	58.6%	Recommendations include an increase of \$1.8 million in General Revenue-Dedicated Federal Surplus Property Service Charge Fund Account No. 570 to reflect the direct appropriation of unexpended balances not reflected in the 2014-15 base.
CENTRAL ADMINISTRATION D.1.1	\$3,105,724	\$3,231,774	\$126,050	4.1%	
INFORMATION RESOURCES D.1.2	\$1,517,902	\$1,643,240	\$125,338	8.3%	
OTHER SUPPORT SERVICES D.1.3	\$1,134,242	\$1,035,768	(\$98,474)	(8.7%)	

Section 2

Facilities Commission
Summary of Recommendations - Senate, By Method of Finance -- GR & GR DEDICATED FUNDS

Strategy/Goal	2014-15 Base	2016-17 Recommended	Biennial Change	% Change	Comments
Total, Goal D, INDIRECT ADMINISTRATION	\$5,757,868	\$5,910,782	\$152,914	2.7%	Recommendations include the following: <ul style="list-style-type: none">• increase of \$45,493 in General Revenue in Strategy D.1.2, Information Resources, to meet current obligations for data center consolidation estimated by the Department of Information Resources;• increase of \$193,590 in General Revenue to replace obsolete computer equipment; and• decrease of \$0.1 million in Account No. 570 across all strategies under Indirect Administration, offset by a corresponding increase in Interagency Contracts and Appropriated Receipts, to better align indirect support with methods of finance used by program area.
Grand Total, All Strategies	\$95,136,632	\$97,223,716	\$2,087,084	2.2%	

Section 2

Facilities Commission					
Summary of Recommendations - Senate, By Method of Finance -- OTHER FUNDS					
Strategy/Goal	2014-15 Base	2016-17 Recommended	Biennial Change	% Change	Comments
LEASING A.1.1	\$0	\$0	\$0	0.0%	Recommendations include a decrease of \$4.0 million in Interagency Contracts due to the agency's expected decrease in construction repairs and renovations for agencies in the 2016-17 biennium.
FACILITIES PLANNING A.1.2	\$0	\$0	\$0	0.0%	
FACILITIES DESIGN AND CONSTRUCTION A.2.1	\$12,753,610	\$8,788,144	(\$3,965,466)	(31.1%)	
Total, Goal A, FACILITIES CONSTRUCTION AND LEASING	\$12,753,610	\$8,788,144	(\$3,965,466)	(31.1%)	
CUSTODIAL B.1.1	\$2,967,876	\$3,009,074	\$41,198	1.4%	Recommendations include a decrease of \$51.5 million in General Obligation (GO) Bond Proceeds expended for health and safety and deferred maintenance capital projects in the 2014-15 biennium offset by an increase of \$2.8 million in GO Bond Proceeds for estimated unexpended balances carried forward from fiscal year 2015 to the 2016-17 biennium.
FACILITIES OPERATION B.2.1	\$72,680,607	\$23,962,348	(\$48,718,259)	(67.0%)	
STATE CEMETERY B.2.3	\$4,752	\$4,752	\$0	0.0%	
Total, Goal B, PROPERTY & FACILITIES MGMT & OPS	\$75,653,235	\$26,976,174	(\$48,677,061)	(64.3%)	
SURPLUS PROPERTY MANAGEMENT C.1.1	\$1,655,246	\$1,516,301	(\$138,945)	(8.4%)	Recommendations include a decrease of \$138,945 in Appropriated Receipts primarily for a new Point of Sale System purchased in the 2014-15 biennium.
Total, Goal C, SURPLUS PROPERTY	\$1,655,246	\$1,516,301	(\$138,945)	(8.4%)	
CENTRAL ADMINISTRATION D.1.1	\$1,718,500	\$1,635,448	(\$83,052)	(4.8%)	Recommendations include an increase of \$148,052 in Other Funds in Goal D, Indirect Administrations, due to agency's request to reallocate \$107,153 in Interagency Contracts and \$40,899 in Appropriated Receipts, offset by a corresponding decrease in General Revenue- Dedicated Federal Surplus Property Service Charge Account No. 570, to better align indirect support with MOFs used by program areas.
INFORMATION RESOURCES D.1.2	\$571,684	\$690,714	\$119,030	20.8%	
OTHER SUPPORT SERVICES D.1.3	\$393,978	\$506,052	\$112,074	28.4%	
Total, Goal D, INDIRECT ADMINISTRATION	\$2,684,162	\$2,832,214	\$148,052	5.5%	
Grand Total, All Strategies	\$92,746,253	\$40,112,833	(\$52,633,420)	(56.7%)	

Section 3

Texas Facilities Commission
Selected Fiscal and Policy Issues - Senate

1. Texas Facilities Commission 2016-17 Recommendations

- Recommendations include \$20 million in General Revenue in Strategy B.2.1, Facilities Operation, for emergency repairs to facilities under the agency's purview. Approval by the Legislative Budget Board is required before the funds could be expended. The agency experienced over \$30 million in critical deficiencies over the last five years that required transfer and/or substitution of funding from other deferred maintenance projects to address these emergency issues, resulting in a backlog of projects. Sunset Advisory Commission's July 2013 Final Report recommended that the agency identify a pool of funds that could be used to address emergency repair or replacement needs in consultation with the LBB. Recommendations provide \$20 million in General Revenue that would align with Sunset's recommendations. See also Rider 18, Emergency Repairs.
- Recommendations include an increase of \$193,590 in General Revenue in Strategy D.1.2, Information Resources, to replace 125 computers expected to be over seven years old in the 2016-17 biennium. Recommendations also require the Facilities Commission (TFC) to coordinate bulk purchasing efforts with the Department of Information Resources in accordance with Article IX, Sec. 9.04, Information Technology Replacement.

2. Capital Construction on Behalf of State Agencies

- Recommendations include new Rider 15, Capital Construction on Behalf of State Agencies, to exempt the Facilities Commission (TFC) from Article IX, Sec. 14.03, Limitation on Expenditures - Capital Budget, to allow TFC to provide minor construction, such as renovation to office space, without limitations on its capital expenditures. Currently, TFC provides these services to agencies as the "vendor", similar to the way the Department of Information Resources provides certain IT services. In prior biennia agencies relied on TFC's capital budget authority in lieu of requesting authority to renovate office space. During fiscal year 2014, staff at the Comptroller's office sought clarification on this arrangement. As a result of additional analysis, staff at the Comptroller's Office and the LBB agree that an agency requesting these services from TFC should have the related capital budget authority. Therefore, recommendations would allow TFC to provide these services to agencies with sufficient capital budget authority without limitations.

3. Highlights of Agency's Request for Capital Needs

- The agency requested \$910.8 million in All Funds (primarily General Obligation Bond Proceeds) for new construction, health and safety, and deferred maintenance projects. Highlights of the requests are identified below. Historically in prior Biennia, primarily General Obligation Bonds were used to fund certain capital projects at TFC. As a result of appropriations made by previous legislatures, \$1.0 billion in general obligation (GO) bond authority provided by Proposition 4 has been exhausted. If new general obligation bond authority is authorized and General Obligation Bond Proceeds were used to fund the request, \$54.4 million in General Revenue would be needed for the related debt service.
- See also Section 6, for items not included in recommendations.

Section 3

New Construction Projects

- \$620.6 million in All Funds (\$618.8 million in GO Bonds and \$1.8 million in General Revenue) for various new construction projects. Of this amount, \$1.8 million in General Revenue is related to construction of a residential directors’ office at TSBVI.

Health and Safety and Deferred Maintenance Projects

- \$287.6 million GO Bonds for health and safety and deferred maintenance across facilities under the agency’s purview. Of this amount, \$37.7 million in GO Bonds are for various health and safety and deferred maintenance projects at TSD and \$2.1 million in GO Bonds for various deferred maintenance projects at TSBVI.

Other Capital Project Related Projects

- \$2.6 million in General Revenue for master plans for the Capitol Complex (\$1.8 million) and the Texas School for the Deaf (\$0.8 million).
- Approximately \$2.4 million in Interagency Contracts is requested for related administrative salaries if the capital needs requests were funded.

4. Transfer of Texas School for the Deaf Maintenance to Facilities Commission

- Recommendations continue funding of the \$4.5 million in General Revenue in Strategy B.2.1, Facilities Operations, for ongoing maintenance and repairs at Texas School for the Deaf (TSD) facilities. The Eighty-third Legislature, Regular Session, 2013, transferred responsibility for the facilities maintenance at TSD to TFC, including \$6.6 million in General Revenue, \$4.5 million of which was specifically for repair or rehabilitation of buildings and facilities at TSD.
- TFC’s Capital Needs Requests for TSD: TFC requested \$1.5 million for Health and Safety projects and \$36.2 million for deferred maintenance projects for TSD in GO Bond Proceeds (excluding \$2.3 million in related debt service costs out of General Revenue). The agency also requested an additional \$846,000 in General Revenue to fund a master plan for TSD which would evaluate and prioritize items into a comprehensive action plan. See Section 6, for items not Included in the recommendations.

5. Transfer of Texas School for the Blind and Visually Impaired Maintenance to Facilities Commission

- Recommendations continue \$544,357 in General Revenue and \$213,379 in Interagency Contracts for ongoing maintenance and repairs at The Texas School for the Blind and Visually Impaired (TSBVI). The Eighty-third Legislature, Regular Session, 2013, transferred responsibility for the facilities maintenance at TSBVI to TFC.
- TFC’s Capital Needs Requests for TSBVI: TFC requested \$2.1 million in GO Bond Proceeds for deferred maintenance projects for TSBVI (excluding \$0.1 million in relate debt service costs out of General Revenue). TFC also requested an additional \$1.8 million in General Revenue for a TSBVI Residential Directors’ Office, which includes office and storage space. Recommendations do not include funding for these exceptional items. See Section 6, for items not Included in the recommendations.

Section 3

7. State and Federal Surplus Property Program

- Recommendations include the agency's request to revise Rider 13, State Surplus Property Program, in the agency's bill pattern to appropriate additional revenue generated by the program. According to the agency, this will allow the SSP to grow. The State Surplus Program (SSP) involves managing disposition of surplus and salvage personal property by Texas state agencies. The program functions as a cost recovery program in that all costs associated with the disposal of surplus are fully recovered by the revenue generated by the program. Rider 13, State Surplus Property Program, in the agency's bill pattern requires TFC to develop and track performance benchmarks and targets to evaluate the efficiency and effectiveness of the SSP. Sales for fiscal year 2014 totaled \$20.2 million. TFC collects a fee to cover the cost of sales and remits the remainder to the selling agency. The program remitted approximately \$16 million to state agencies during fiscal year 2014. Per Article IX, Section 8.04, Surplus Property, 2014-15 General Appropriations Act, twenty-five percent of the receipts to a state agency are appropriated to the agency for expenditure during the fiscal year in which the receipts are received. All unused balances are returned to the General Revenue Fund with the exception of TxDOT, who retains all proceeds (\$12.2 million in fiscal year 2014).
- The Federal Surplus Program (FSP) is supported by fees paid by donees for property acquired from the Federal Government. When the Federal government identifies surplus property, they make it available to FSPs throughout the country. FSPs must pay for the costs associated with transporting the property to the warehouse facilities. In order to seek new inventory to provide to cities, counties, and other organizations, recommendations include the agency's request to change Rider 12, Federal Surplus Property Program, in the agency's bill pattern to allow for unexpended balances and additional revenue deposited in General Revenue- Dedicated Account No. 570 to be appropriated to the program. According to the agency, this will allow FSP to participate in other programs overseas that the agency has historically not participated in due to limited transportation funds.

8. Transfer of State Cemetery to Preservation Board

- Recommendations include a contingency rider to transfer funding for the Texas State Cemetery from TFC to the Preservation Board including \$773,071 in General Revenue, \$2,376 in Appropriated Receipts and 10.5 FTEs each fiscal year of the 2016-17 biennium. Government Code §§2165.256 and 2165.2561 would need to be changed to transfer administration of the State Cemetery to the Preservation Board.
- Recommendations also include the Texas State Cemetery, Strategy B.2.3, base request to continue funding of \$50,000 for monument cleaning and reallocation of \$50,000, used for security upgrades in the 2014-15 biennium, for tree maintenance for the 2016-17 biennium.
- The current administering agency, TFC, specializes in state-owned and leased facilities, utilized by State employees, and building maintenance whereas the Preservation Board oversees such tourist attractions as the State Capitol, the State History Museum, and the Governor's Mansion. Administration under the Preservation Board, chaired by the Governor, Lieutenant Governor and Speaker of the House, would better align with the State Cemetery's mission.
- With the pending sale of 75.8 acres on Bull Creek (market value of \$28.5 million), TxDOT plans to allocate \$10 million from the sale proceeds to the State Cemetery. Senate Bill 1871, Eighty-third Legislature, Regular Session, 2013, amended Government Code §2165.256, to direct the proceeds from a property transaction to be used to further the goals of the State Cemetery Committee. However, the bill did not establish an account into which such proceeds would be deposited for State Cemetery purposes only, and the 2014-15 General Appropriations Act did not

Section 3

provide the State Cemetery appropriation authority for such land sale proceeds. Cemetery staff plans to seek legislation to create a Cemetery Trust Fund in the Eighty-fourth Legislative Session. If the Eighty-fourth Legislature creates a Cemetery Trust Fund the Preservation Board would be well suited as the administering agency with its experience with the Capitol Fund, Capitol Renewal Trust Fund, Museum Fund, and the Governor’s Mansion Renewal Trust Fund.

9. Sunset Review

- Recommendations include a Sunset Contingency Rider. TFC was reviewed by the Sunset Advisory Commission, which adopted to continue the agency for six years, until 2021.

Section 3

Texas Facilities Commission
FTE Highlights - Senate

Full-Time-Equivalent Positions	Expended 2013	Estimated 2014	Budgeted 2015	Recommended 2016	Recommended 2017
Cap	431.6	415.4	417.6	417.6	417.6
Actual/Budgeted	365.7	381.5	417.6	NA	NA
Schedule of Exempt Positions (Cap)					
Executive Director, Group 5	\$126,500	\$142,569	\$142,569	\$142,569	\$142,569

The agency is not requesting any change to its Exempt Position.

The State Auditor's Office Report, *Executive Compensation at State Agencies* (Report No. 14-705, August 2014), indicates a market average salary of \$185,175 for the Executive Director Position at the Facilities Commission and recommends a change from the current Group 5 classification to Group 6.

Section 3

Texas Facilities Commission
Performance Measure Highlights - Senate

	Expended 2013	Estimated 2014	Budgeted 2015	Recommended 2016	Recommended 2017
<ul style="list-style-type: none">Number of Work Orders Received <p>(Explanatory)</p> <p>Measure Explanation: Recommendations include a new key explanatory measure to measure the number of work orders the agency receives.</p>	35,424	39,425	39,000	39,000	39,000
<ul style="list-style-type: none">Average Number of Days to Respond to Maintenance Requests <p>(Efficiency)</p> <p>Measure Explanation: Recommendations include a new key efficiency indicator to measure the average number of days it takes the agency to respond to a work order, which can include multiple maintenance request.</p>	0	0	0	1	1
<ul style="list-style-type: none">Average Number of Days to Resolve Maintenance Requests <p>(Efficiency)</p> <p>Measure Explanation: Recommendations include in a new key efficiency indicator to measure the average number of days it takes the agency to resolve maintenance requests/work order.</p>	0	0	0	3	3

Section 4

Texas Facilities Commission
Performance Review and Policy Report Highlights - Senate

Reports & Recommendations	Savings/ (Cost)	Gain/ (Loss)	Fund Type	Included in Introduced Bill	Action Required During Session
---------------------------	--------------------	-----------------	--------------	--------------------------------	--------------------------------

NO RELATED RECOMMENDATIONS

Section 5

**Texas Facilities Commission
Rider Highlights - Senate**

- 2. **Information Listing of Appropriated Funds.** Revise rider to reflect 2014-15 amounts recommended for lease payments on state facilities financed through the Texas Public Finance Authority.
- 3. **Capital Budget.** Revise rider to reflect the capital projects recommended for the 2016-17 biennium.
- 4. **Unexpended Balances of Bond Proceeds for Deferred Maintenance.** Revise rider to include unexpended balance authority for General Obligation Bond Proceeds that were appropriated and approved by the Eighty-third Legislature.
- 12. **Federal Surplus Property Program.** Revise rider to appropriate additional revenue and balances deposited in Account No. 570 for the Federal Surplus Program.
- 13. **State Surplus Program.** Revise rider to appropriate additional revenue generated by the State Surplus Program to Strategy C.1.1, Surplus Property.
- 15. (New) **Sunset Contingency.** Rider added due to sunset review.
- 16. (New) **Capital Construction on Behalf of State Agencies.** Add rider to exclude the agency from the Article IX, Limitations on Expenditures, provision for any payments received from a state agency for capital construction of buildings and facilities.
- 17. (New) **Contingency for Legislation Related to Transfer of the Texas State Cemetery.** Add rider that, contingent upon enactment of legislation, authorizes the transfer of administering the State Cemetery to the Preservation Board.
- 18. (New) **Emergency Repairs.** Add new rider that identifies and restricts appropriated amounts in Strategy A.2.1, Facilities Operation, for use for emergency repairs with prior written approval from the Legislative Budget Board.

Section 6

Facilities Commission
Items not Included in Recommendations - Senate

Agency Exceptional Items - In Agency Priority Order

		2016-17 Biennial Total	
		GR & GR-Dedicated	All Funds
1. Deferred Maintenance Projects			
Request for \$287.3 million in General Obligation Bond Proceeds and \$0.6 million in Interagency Contracts for 105 deferred maintenance projects and an additional 4.0 FTEs (Project Manger II, Inspector V, Project Manager IV, Accountant VI). (\$17.2 million in General Revenue would be needed for the related debt service and would be appropriated to the issuing agency.)			
a) Health and Safety Projects		\$	28,487,665
b) Deferred Maintenance Projects		\$	259,401,961
2. Capitol Complex - Master Plan	\$	1,700,000	\$ 1,700,000
Request for \$1.7 million in General Revenue for an in depth assessment of the Capitol Complex, including specialized consultant services and community outreach, to better analyze utility infrastructure, building massing, parking needs, transportation impacts, road and curb placements and CAD graphics and redesign.			
3. Capitol Complex Utility Infrastructure - Phase One (New Construction)		\$	71,335,306
Request for \$70.8 million in General Obligation Bond Proceeds and \$0.5 million in Interagency Contracts for a centralized chilled water and steam facility for the Capitol Complex, a thermal energy storage tank and the construction of utility tunnels to route chilled water, steam and electricity from a centralized location to each building in the Capitol Complex. (\$4.2 million in General Revenue would be needed for the related debt service and would be appropriated to the issuing agency.)			
4. Capitol Complex – Phase One (New Construction)		\$	174,446,464
Request for \$174.0 million in General Obligation Bond Proceeds and \$0.4 million in Interagency Contracts to construct a 360,000 gross square feet building and underground parking on 15th St., between Lavaca St. and Colorado St. Request includes 3.0 FTES (Project manager IV, Project manager II and Inspector V). (\$10.4 million in General Revenue would be needed for the related debt service and would be appropriated to the issuing agency.)			

Section 6

Facilities Commission
Items not Included in Recommendations - Senate

		2016-17 Biennial Total	
		GR & GR-Dedicated	All Funds
5. North Austin Complex - Phase One (New Construction)			\$ 186,446,464
Request for \$186.0 million in General Obligation Bond Proceeds and \$0.4 million in Interagency Contracts to construct a 406,000 gross square feet building for HHSC located on W. Guadalupe St., directly West of the JHW Building. Request also includes 3.0 FTEs (Project Manager IV, Project Manager II, and Inspector V). (\$11.2 million in General Revenue would be needed for the related debt service and would be appropriated to the issuing agency.)			
6. Secure Workplace Strategy	\$	1,537,332	\$ 1,537,332
Request for \$1.5 million in General Revenue to replace lock systems on State buildings and convert key card access systems in Capitol Complex to a single system. Request includes 4.0 FTEs for risk management and human resources positions.			
7. Facility & Information Systems (Cyber) Security Strategy	\$	2,436,365	\$ 2,436,365
Request of \$2.4 million in General Revenue to upgrade security applications and software to eliminate information vulnerabilities, improve security of the technology running the physical plants and building access systems in state buildings, and improve security for internal and external access to the agency website, work order system and project management systems.			
8. G.J. Sutton Building Replacement (New Construction)			\$ 162,446,464
Request of \$162 million in General Obligation Bond Proceeds and \$0.5 million in Interagency Contracts to construct a replacement facility for the G.J. Sutton Building in San Antonio. Request includes 3.0 FTEs (Project Manger IV, Project Manager II and Inspector V). (\$9.7 million in General Revenue would be needed for the related debt service and would be appropriated to the issuing agency.)			
9. Utility Data Specialist	\$	85,882	\$ 85,882
Request of \$0.1 million in General Revenue to fund a utility data specialist to manage utility reporting, bill review and data management.			

Section 6

Facilities Commission
Items not Included in Recommendations - Senate

	2016-17 Biennial Total	
	GR & GR-Dedicated	All Funds
10. Texas School for the Deaf Master Plan Request of \$0.8 million in General Revenue to evaluate and prioritize maintenance and construction needs into a comprehensive action plan and maintenance infrastructure project.	\$ 846,000	\$ 846,000
11. Enterprise Assessment of Legacy Systems Request of \$0.5 million in General Revenue to replace or integrate current software programs for construction project management, real-estate administration and management, space and facilities management, maintenance management, and energy management into a single system.	\$ 450,000	\$ 450,000
12. Elias Ramirez Building New Parking Garage (New Construction) Request of \$26 million in General Obligation Bond Proceeds to construct a new parking garage on an existing 190-space lot. (\$1.6 million in General Revenue would be needed for the related debt service and would be appropriated to the issuing agency.)		\$ 26,000,000
13. Texas State Cemetery - Maintenance Projects (New Construction) Request of \$0.4 million in General Revenue to replace cemetery plaza, renovate caretaker's cottage, add driveway and detached garage, replace cottage roof, and construct new storage room.	\$ 400,000	\$ 400,000
14. Texas State Cemetery - Salary Increases Request of \$50,000 in General Revenue for merit based salary increases for Cemetery staff.	\$ 50,000	\$ 50,000
15. TSBVI Residential Directors' Office (New Construction) Request of \$1.8 million in General Revenue to construct a 5,000 sqf building for office space, meetings/trainings, and storage.	\$ 1,843,000	\$ 1,843,000
Total, Items Not Included in the Recommendations	\$ 9,348,579	\$ 917,912,903

Section 7

Facilities Commission
Summary of 10 Percent Biennial Base Reduction Options - Senate

Biennial Reduction Amounts								
Priority	Item	Description/Impact	GR and GR-Dedicated	All Funds	FTEs	Potential Revenue Loss	Reduction as % of Program GR/GR-D Total	Included in Intro Bill?
1	Reduction of Custodial Services for State-owned Buildings	According to the agency: this reduction will require TFC to reduce custodial services from mid-scope to base scope for Austin area and out of Austin facilities. The base scope of services is well below industry standards. Base scope reduces restroom cleaning services from daily to three (3) days per week. Currently, the out of Austin facilities already struggle with cleanliness issues under the mid-scope of services due to the high volume of daily visitors to agencies located at those facilities which provide child protective services, youth parole, and public assistance services.	\$1,409,038	\$1,409,038	2.0	\$0	1.5%	No
2	Utility Reductions	According to the agency: this reduction will require a multiple phased-in approach including, but not limited to: considerable night setback from 6 PM to 7 AM in all buildings including the Capitol and Capitol Annex (the setback would be discontinued in the Capitol and Capitol Extension during regular and special legislative sessions); night shutdown of HVAC systems at buildings that do not have controls systems; night and weekend shut down of parking garage lighting, except during special event use, for all garages that have at least three sides exposed to ambient light and are not subterranean; raise temperatures in all data rooms and office environments (including the Capitol and Capitol Annex during regular and special legislative sessions); and shut down all unnecessary systems such as landscape fountains, decorative lighting, and landscape lighting.	\$1,615,421	\$1,615,421		\$0	1.7%	No
3	Facilities Operations Service Reductions	According to the agency: this reduction will require significantly reducing routine maintenance work at TSD and TSBVI. Planned maintenance work will not be performed in favor of maintaining resources to address inevitable emergency repairs. Not performing routine maintenance work results in creating the condition for unmaintained systems to fail. Any significant system failure will impact the schools that include residential dormitories for children with specialized needs and a near 24/7 occupancy. This reduction will also impact the TFC's ability to repair and rehabilitate essential life safety and operational systems required for a school that houses children with specialized needs. TFC will need to rely more on Deferred Maintenance funding to maintain the buildings.	\$161,668	\$161,668		\$0	0.2%	No

Section 7

Facilities Commission
Summary of 10 Percent Biennial Base Reduction Options - Senate

Priority	Item	Description/Impact	Biennial Reduction Amounts					Included in Intro Bill?
			GR and GR-Dedicated	All Funds	FTEs	Potential Revenue Loss	Reduction as % of Program GR/GR-D Total	
4	State Cemetery 1st 5%	According to the agency: To comply with the 5% reduction request, the State Cemetery will have to reduce its landscaping, monument repair, grounds maintenance, educational outreach programs and funeral services, all of which are essential to maintaining the quality of the Cemetery. Additionally, funds specifically set aside from our operating budget in case of hail, wind, tornado, flood, and fire damage will be eliminated.	\$76,800	\$76,800		\$0	0.1%	No
5	Reduction of fund 570 Balances	According to the agency: TFC may collect a service charge for acquisition, warehousing, distribution, or transfer of federal property which is used for the normal operations of the Federal Surplus Property Program at the Facilities Commission. This reduction would be taken from fund balances, however, all transfers out of this account must have approval from a federal administrator in that receipts are derived from federally donated property (U.S. Code Ann., Title 40 § 301).	\$174,213	\$174,213		\$0	0.2%	No
6	Deferred Maintenance Reductions	According to the agency: this reduction will limit the amount of health and life safety-related repairs and renovations for state-owned buildings maintained by TFC.	\$1,295,316	\$1,295,316		\$0	1.3%	No
7	Cancel window washing & carpet cleaning	According to the agency: window washing and carpet cleaning will be entirely eliminated. Window washing prevents glass pitting and degradation to the window systems (gaskets, frames etc.). This will cause cleanliness issues and complaints from tenant agencies.	\$240,000	\$240,000		\$0	0.2%	No
8	Reduction in Force for Building Managers	According to the agency: this reduction will eliminate four property managers at TFC managed facilities in the Capitol Complex. This will result in less quality control, lack of building policy enforcement and no on-site emergency management. There will also be an absence of coordination between property management and the Deferred Maintenance program that completes major capital improvement projects in our fully occupied buildings. The Deferred Maintenance program will become more inefficient and the potential for chaotic and disruptive events to unfold will greatly increase.	\$407,270	\$407,270	4.0	\$0	0.4%	No
9	Reduction of Maintenance for State-owned Facilities Outside Austin	According to the agency: this reduction will limit the amount of repairs, maintenance, and security that are provided to state-owned facilities outside of Austin. Security services will be reduced or eliminated increasing the potential for break-ins and vandalism. The G.J. Sutton facility in San Antonio will be fully closed and all cooling and electricity will be turned off. Only fire detection systems will remain in operation.	\$140,426	\$140,426		\$0	0.1%	No

Section 7

Facilities Commission
Summary of 10 Percent Biennial Base Reduction Options - Senate

Biennial Reduction Amounts								
Priority	Item	Description/Impact	GR and GR-Dedicated	All Funds	FTEs	Potential Revenue Loss	Reduction as % of Program GR/GR-D Total	Included in Intro Bill?
10	Facilities Operations Service Reductions	According to the agency: this reduction requires further reducing or eliminating routine maintenance work at TSD and TSBVI. Planned maintenance work will not be performed in favor of maintaining resources to address inevitable emergency repairs.	\$111,198	\$111,198		\$0	0.1%	No
11	Facilities Repair & Rehab Reductions-TSD	According to the agency: this reduction will further impact TFC's ability to repair and rehabilitate essential life safety and operational systems required for a school that houses children with specialized needs. TFC will need to rely more on Deferred Maintenance funding to maintain the buildings.	\$262,774	\$262,774		\$0	0.3%	No
12	Utility Reductions	According to the agency: continue all measures outlined in 1st 5% utility reduction and implement complete cooling and heating shutdowns on weekends, running essential ventilation only. Weekend shutdowns would include the Capitol and Capitol Annex except during regular and special legislative sessions. In employing these more severe (or robust) energy reduction measures, our aging cooling generating equipment and air handling equipment will be burdened with substantially more frequent shut downs and start-ups causing more wear and tear on the systems and raising the risk and potential frequency of equipment failures and necessary repairs.	\$1,615,422	\$1,615,422		\$0	1.7%	No
13	Vacancies from Attrition	According to the agency: this reduction would delay the hiring of critical staff positions that could effect operations of the agency.	\$409,036	\$409,036	5.0	\$0	0.4%	No
14	State Cemetery 2nd 5%	According to the agency: due to the first 5% budget reduction, the Cemetery has had to make difficult decisions, which have affected the day to day operations. The Cemetery has identified a significant reduction in salaries and overtime. As a result, weekend funerals will have to be curtailed.	\$76,800	\$76,800		\$0	0.1%	No
15	Reduction of Fund 570 Balances	According to the agency: TFC may collect a service charge for acquisition, warehousing, distribution, or transfer of federal property which is used for the normal operations of the Federal Surplus Property Program at the Facilities Commission. This reduction would be taken from fund balances, however, all transfers out of this account must have approval from a federal administrator in that receipts are derived from federally donated property (U.S. Code Ann., Title 40 § 301).	\$174,214	\$174,214		\$0	0.2%	No

Section 7

Facilities Commission
Summary of 10 Percent Biennial Base Reduction Options - Senate

Biennial Reduction Amounts								
Priority	Item	Description/Impact	GR and GR-Dedicated	All Funds	FTEs	Potential Revenue Loss	Reduction as % of Program GR/GR-D Total	Included in Intro Bill?
16	Deferred Maintenance Reductions	According to the agency: this reduction will limit the amount of health and life safety-related repairs and renovations for state-owned buildings maintained by TFC. The lack of funding for deferred maintenance projects not only results in continuing deterioration of assets, but also reduces the ability of TFC to respond timely to critical or emergency repairs that emerge as an immediate need and may result in an increased risk of work stoppage or emergency conditions in state agencies until they are addressed.	\$1,295,316	\$1,295,316		\$0	1.3%	No
TOTAL, 10% Reduction Options			\$9,464,912	\$9,464,912	11.0	\$0		

Facilities Commission
Summary of 10 Percent Biennial Base Reduction Options - Senate
Agency 10% Reduction Options by Category of Reduction

