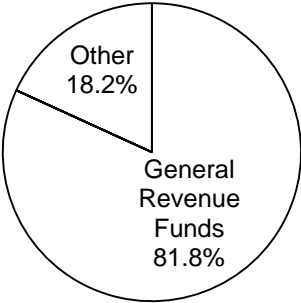


Section 1

Method of Financing	2014-15 Base	2016-17 Recommended	Biennial Change	% Change
General Revenue Funds	\$1,712,456	\$1,724,741	\$12,285	0.7%
GR Dedicated Funds	\$0	\$0	\$0	0.0%
Total GR-Related Funds	\$1,712,456	\$1,724,741	\$12,285	0.7%
Federal Funds	\$0	\$0	\$0	0.0%
Other	\$383,340	\$383,340	\$0	0.0%
All Funds	\$2,095,796	\$2,108,081	\$12,285	0.6%

RECOMMENDED FUNDING
BY METHOD OF FINANCING



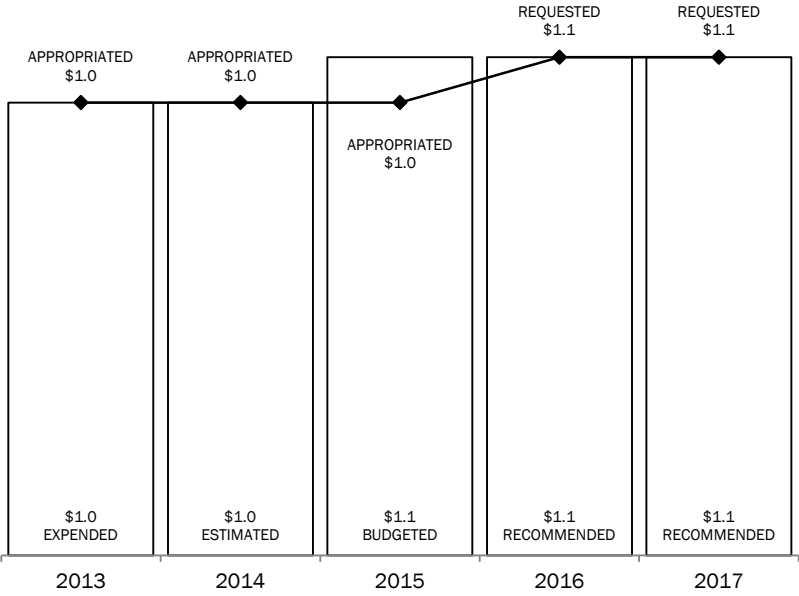
	FY 2015 Budgeted	FY 2017 Recommended	Biennial Change	% Change
FTEs	15.0	15.0	0.0	0.0%

The bill pattern for this agency (2016-17 Recommended) represents an estimated 100% of the agency's estimated total available funds for the 2016-17 biennium.

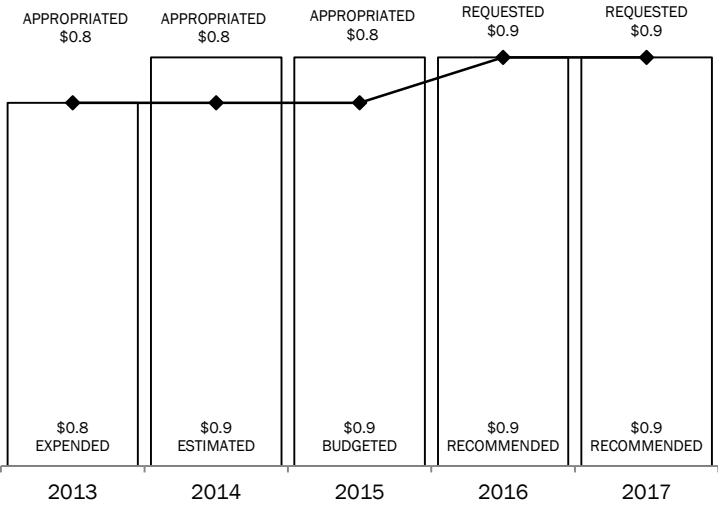
Section 1
Office of Public Insurance Counsel
2016-2017 BIENNIUM
IN MILLIONS

TOTAL= \$2.1 MILLION

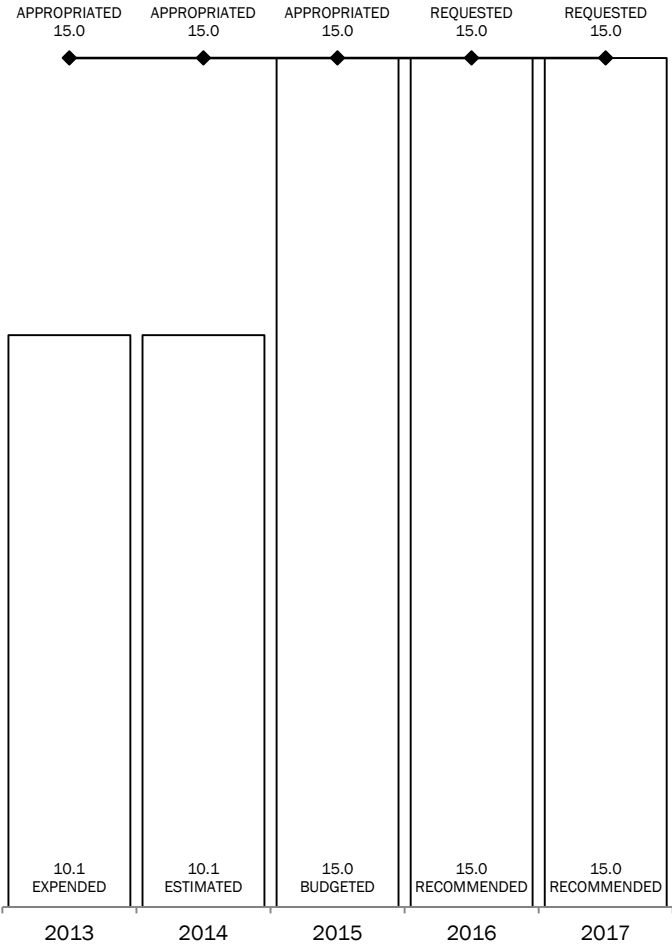
ALL FUNDS



GENERAL REVENUE FUNDS



FULL-TIME-EQUIVALENT POSITIONS



Section 2

Office of Public Insurance Counsel
Summary of Recommendations - Senate, By Method of Finance -- ALL FUNDS

Strategy/Goal	2014-15 Base	2016-17 Recommended	Biennial Change	% Change	Comments
PARTICIPATE IN RATE/RULE HEARINGS A.1.1	\$1,712,456	\$1,724,741	\$12,285	0.7%	
Total, Goal A, ADVOCATE FOR INSURANCE CONSUMERS	\$1,712,456	\$1,724,741	\$12,285	0.7%	
INSURANCE INFORMATION B.1.1	\$383,340	\$383,340	\$0	0.0%	
Total, Goal B, INCREASE CONSUMER CHOICE	\$383,340	\$383,340	\$0	0.0%	
Grand Total, All Strategies	\$2,095,796	\$2,108,081	\$12,285	0.6%	Recommendations include an increase in General Revenue funding to biennialize salaries at the 2015 level.

Section 3

**Office of Public Insurance Counsel
Selected Fiscal and Policy Issues - Senate**

NONE

Section 3

Office of Public Insurance Counsel
FTE Highlights - Senate

Full-Time-Equivalent Positions	Expended 2013	Estimated 2014	Budgeted 2015	Recommended 2016	Recommended 2017
Cap	15.0	15.0	15.0	15.0	15.0
Actual/Budgeted	10.1	10.1	15.0	NA	NA
Schedule of Exempt Positions (Cap)					
Public Counsel, Group 4	\$99,000	\$115,353	\$115,353	\$115,353	\$115,353

Pursuant to Article IX, Section 3.04 (b)(1), the agency is requesting authority from the Governor's Office to increase the salary of the Public Counsel from \$115,353 to \$140,000 each fiscal year. The agency is not requesting additional appropriation authority or a change in group category. The SAO's Executive Compensation at State Agencies report identifies the average market salary for a similar position to be \$149,305 (Group 4) and recommends a salary range between \$115,353 to \$167,500.

Section 3

Office of Public Insurance Counsel
Performance Measure Highlights - Senate

	Expended 2013	Estimated 2014	Budgeted 2015	Recommended 2016	Recommended 2017
<ul style="list-style-type: none">Number of Report Cards and Publications Produced and Distributed	3,909,319	3,153,000	2,000,000	2,000,000	2,000,000
<i>Measure Explanation: The changes in fiscal years 2013, 2014, and 2015 are attributable to major changes the agency implemented on their website. The agency revamped and relaunched the agency's website and undertook a major campaign to make the public aware of those changes. Outreach efforts have decreased and output measures are expected to return to normal levels.</i>					
<ul style="list-style-type: none">Total Number of Public Presentations or Communications by OPIC	1,573	1,984	200	1,000	1,000
<i>Measure Explanation: The changes in fiscal years 2013, 2014, and 2015 are attributable to major changes the agency implemented on their website. The agency revamped and relaunched the agency's website and undertook a major campaign to make the public aware of those changes. Outreach efforts have decreased and output measures are expected to decrease. After consulting with the agency, 2016-17 recommended targets were increased to align with the higher trend expected.</i>					

Section 4

Office of Public Insurance Counsel
Performance Review and Policy Report Highlights - Senate

Reports & Recommendations	Savings/ (Cost)	Gain/ (Loss)	Fund Type	Included in Introduced Bill	Action Required During Session
---------------------------	--------------------	-----------------	--------------	--------------------------------	--------------------------------

NO RELATED RECOMMENDATIONS

Section 5

**Office of Public Insurance Counsel
Rider Highlights - Senate**

NONE

Section 6

**Office of Public Insurance Counsel
Items not Included in Recommendations - Senate**

NONE

Section 7

Office of Public Insurance Counsel
Summary of 10 Percent Biennial Base Reduction Options - Senate

Biennial Reduction Amounts								
Priority	Item	Description/Impact	GR and GR-Dedicated	All Funds	FTEs	Potential Revenue Loss	Reduction as % of Program GR/GR-D Total	Included in Intro Bill?
1	Salaries	The agency would reduce approximately \$84,324 in GR expenses over FY 2016 and FY 2017 by forgoing salary increases and reducing staff as necessary.	\$84,324	\$84,324	0	\$0	5%	No
2	Salaries/Layoffs	The agency would reduce approximately \$84,324 in GR expenses over FY 2016 and FY 2017 by forgoing salary increases and reducing staff as necessary.	\$84,325	\$84,325	0	\$0	5%	No
TOTAL, 10% Reduction Options			\$168,649	\$168,649		\$0		

Section 7

Office of Public Insurance Counsel
Summary of 10 Percent Biennial Base Reduction Options - Senate
Agency 10% Reduction Options by Category of Reduction

