

Section 1

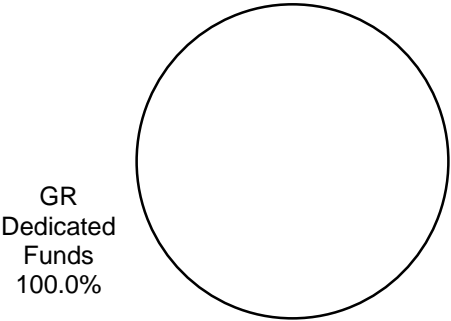
Commission on State Emergency Communications
Summary of Recommendations - Senate

Page: I-33
Kelli Merriweather, Executive Director

Kevin Perez, LBB Analyst

Method of Financing	2014-15 Base	2016-17 Recommended	Biennial Change	% Change
General Revenue Funds	\$0	\$0	\$0	0.0%
GR Dedicated Funds	\$145,852,150	\$148,520,709	\$2,668,559	1.8%
Total GR-Related Funds	\$145,852,150	\$148,520,709	\$2,668,559	1.8%
Federal Funds	\$0	\$0	\$0	0.0%
Other	\$0	\$0	\$0	0.0%
All Funds	\$145,852,150	\$148,520,709	\$2,668,559	1.8%

RECOMMENDED FUNDING
BY METHOD OF FINANCING



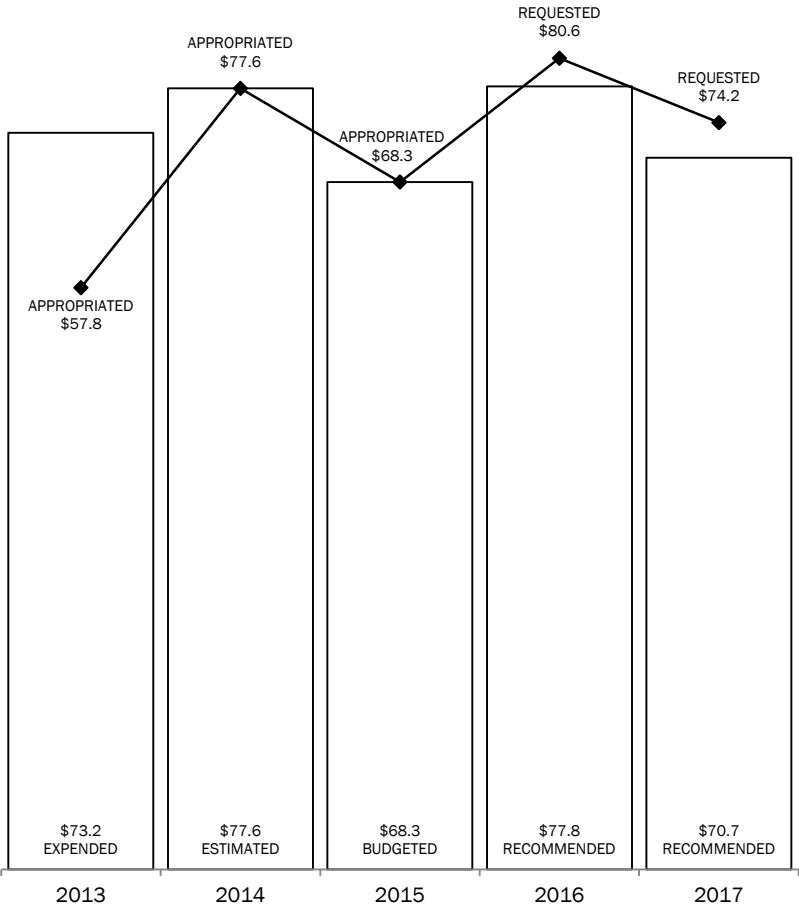
	FY 2015 Budgeted	FY 2017 Recommended	Biennial Change	% Change
FTEs	24.0	25.0	1.0	4.2%

The bill pattern for this agency (2016-17 Recommended) represents an estimated 100% of the agency's estimated total available funds for the 2016-17 biennium.

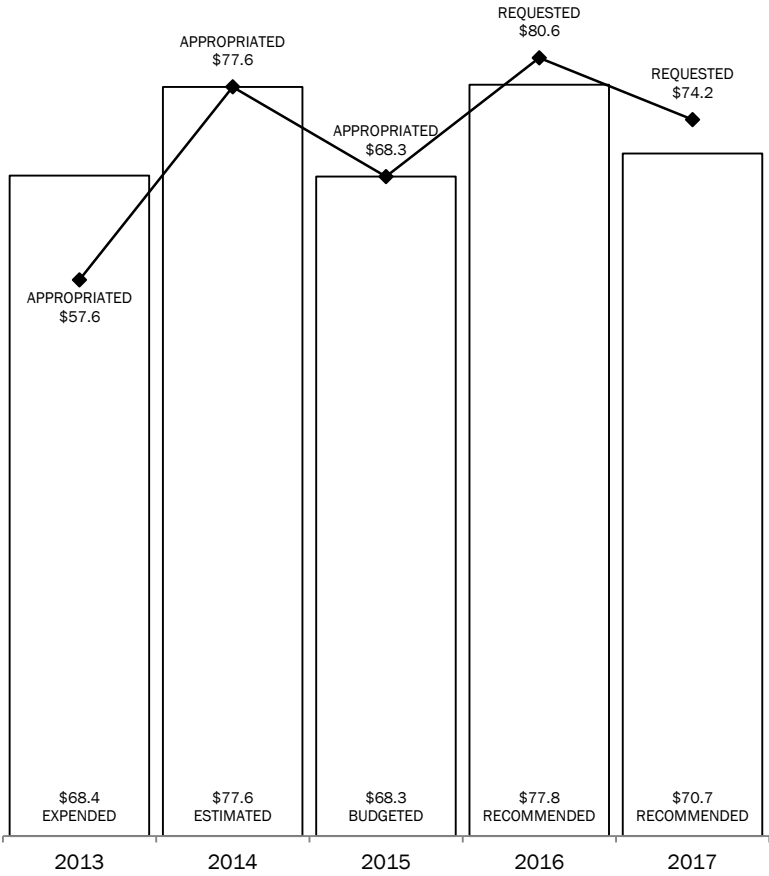
Section 1
Commission on State Emergency Communications
2016-2017 BIENNIUM
IN MILLIONS

TOTAL= \$148.5 MILLION

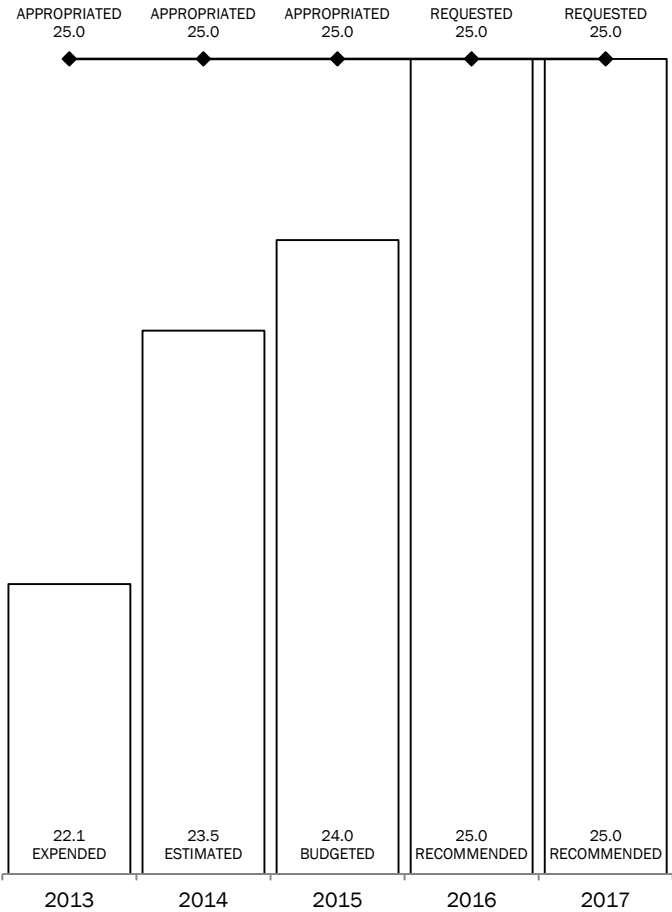
ALL FUNDS



GENERAL REVENUE AND
GENERAL REVENUE-DEDICATED FUNDS



FULL-TIME-EQUIVALENT POSITIONS



Section 2

Commission on State Emergency Communications
Summary of Recommendations - Senate, By Method of Finance -- ALL FUNDS

Strategy/Goal	2014-15 Base	2016-17 Recommended	Biennial Change	% Change	Comments
9-1-1 NTKW OPER & EQUIP REPLACEMENT A.1.1	\$115,458,478	\$121,832,578	\$6,374,100	5.5%	Statewide 9-1-1 Services: Recommendations reflect an increase of \$1.4 million primarily related to increases in 9-1-1 Services for the following: <ul style="list-style-type: none">• \$5.9 million for alternative 9-1-1 network paths for additional bandwidth to ensure network reliability;• \$0.5 million for additional grants to Regional Planning Commissions; and• \$0.2 million to hire a Project Manager III to support NG 9-1-1 implementation. These increases are partially offset by a decrease of \$5.2 million due to the completion of the 9-1-1 geospatial database capital project. Recommendations also include an increase of \$16,303 for biennialization of the fiscal year 2015 statewide salary increase across all strategies.
NEXT GEN 9-1-1 IMPLEMENTATION A.1.2	\$12,862,468	\$7,670,800	(\$5,191,668)	(40.4%)	
CSEC 9-1-1 PROGRAM ADMINISTRATION A.1.3	\$1,456,738	\$1,625,303	\$168,565	11.6%	
Total, Goal A, STATEWIDE 9-1-1 SERVICES	\$129,777,684	\$131,128,681	\$1,350,997	1.0%	
POISON CALL CENTER OPERATIONS B.1.1	\$11,948,002	\$11,948,002	\$0	0.0%	Goal B, POISON CONTROL SERVICES: Recommendations reflect an increase of \$0.2 million primarily related to increases in the following: <ul style="list-style-type: none">• \$0.2 million for merit increases for agency staff;• \$0.1 million for increases for other operating costs such as rent, consumables, professional services, longevity payments; and• \$1.0 million for a new grant management system.
STATEWIDE POISON NETWORK OPERATIONS B.1.2	\$1,962,703	\$1,962,703	\$0	0.0%	
CSEC POISON PROGRAM MANAGEMENT B.1.3	\$539,090	\$545,380	\$6,290	1.2%	
Total, Goal B, POISON CONTROL SERVICES	\$14,449,795	\$14,456,085	\$6,290	0.0%	
INDIRECT ADMINISTRATION C.1.1	\$1,624,671	\$2,935,943	\$1,311,272	80.7%	Goal C, INDIRECT ADMINISTRATION: Recommendations for agency administration reflect an increase of \$1.3 million in Indirect Administration primarily related to increases in the following: <ul style="list-style-type: none">• \$0.2 million for merit increases for agency staff;• \$0.1 million for increases for other operating costs such as rent, consumables, professional services, longevity payments; and• \$1.0 million for a new grant management system.
Total, Goal C, INDIRECT ADMINISTRATION	\$1,624,671	\$2,935,943	\$1,311,272	80.7%	
Grand Total, All Strategies	\$145,852,150	\$148,520,709	\$2,668,559	1.8%	

Section 2

Commission on State Emergency Communications					
Summary of Recommendations - Senate, By Method of Finance -- 5007 - Comm State Emer Comm Acct					
Strategy/Goal	2014-15 Base	2016-17 Recommended	Biennial Change	% Change	Comments
9-1-1 NTKW OPER & EQUIP REPLACEMENT A.1.1	\$14,640,000	\$13,371,466	(\$1,268,534)	(8.7%)	Statewide 9-1-1 Services: Recommendations of \$15.1 million reflect the statutory limit of 40% of revenues collected in General Revenue-Dedicated CSEC Account No. 5007 for the 2016-17 biennium as projected by the agency, to maintain grants to Regional Planning Commissions. Recommendations also reflect an increase of \$1.8 million for network and security operations. This increase is offset by a corresponding decrease in General Revenue-Dedicated 9-1-1 Service Fees Account No. 5050 within Strategy A.1.2, Next Gen 9-1-1 Implementation.
NEXT GEN 9-1-1 IMPLEMENTATION A.1.2	\$0	\$1,754,585	\$1,754,585	100.0%	
CSEC 9-1-1 PROGRAM ADMINISTRATION A.1.3	\$0	\$0	\$0	0.0%	
Total, Goal A, STATEWIDE 9-1-1 SERVICES	\$14,640,000	\$15,126,051	\$486,051	3.3%	
POISON CALL CENTER OPERATIONS B.1.1	\$11,948,002	\$11,948,002	\$0	0.0%	Poison Control Program: Recommendations of \$14.5 million reflect the statutory limit of 60% of revenues collected in General Revenue Dedicated CSEC Account No. 5007 for the 2016-17 biennium as projected by the agency, for poison control services such as funding for Specialist in Poison Information, host hospital indirect costs, education materials, toxicological reference database and call taker equipment. Recommendations also include funding for six Regional Poison Control Centers.
STATEWIDE POISON NETWORK OPERATIONS B.1.2	\$1,962,703	\$1,962,703	\$0	0.0%	
CSEC POISON PROGRAM MANAGEMENT B.1.3	\$539,090	\$545,380	\$6,290	1.2%	
Total, Goal B, POISON CONTROL SERVICES	\$14,449,795	\$14,456,085	\$6,290	0.0%	
INDIRECT ADMINISTRATION C.1.1	\$476,625	\$833,553	\$356,928	74.9%	
Total, Goal C, INDIRECT ADMINISTRATION	\$476,625	\$833,553	\$356,928	74.9%	
Grand Total, All Strategies	\$29,566,420	\$30,415,689	\$849,269	2.9%	

Section 2

Commission on State Emergency Communications
Summary of Recommendations - Senate, By Method of Finance -- 5050 - 911 Service Fees

Strategy/Goal	2014-15 Base	2016-17 Recommended	Biennial Change	% Change	Comments
9-1-1 NTKW OPER & EQUIP REPLACEMENT A.1.1	\$100,818,478	\$108,461,112	\$7,642,634	7.6%	Statewide 9-1-1 Services: Recommendations include an increase of \$7.6 million to fund an alternative 9-1-1 network path to ensure network reliability, and a decrease of \$6.9 million out of General Revenue-Dedicated 9-1-1 Service Fees Account No. 5050 related to an overall decrease of \$5.2 million for the implementation of NG 9-1-1 Phase Two. The \$1.8 million difference is offset by a corresponding increase in General Revenue-Dedicated CSEC Account No. 5007 within Strategy A.1.2, Next Gen 9-1-1 Implementations.
NEXT GEN 9-1-1 IMPLEMENTATION A.1.2	\$12,862,468	\$5,916,215	(\$6,946,253)	(54.0%)	
CSEC 9-1-1 PROGRAM ADMINISTRATION A.1.3	\$1,456,738	\$1,625,303	\$168,565	11.6%	
Total, Goal A, STATEWIDE 9-1-1 SERVICES	\$115,137,684	\$116,002,630	\$864,946	0.8%	
POISON CALL CENTER OPERATIONS B.1.1	\$0	\$0	\$0	0.0%	
STATEWIDE POISON NETWORK OPERATIONS B.1.2	\$0	\$0	\$0	0.0%	
CSEC POISON PROGRAM MANAGEMENT B.1.3	\$0	\$0	\$0	0.0%	
Total, Goal B, POISON CONTROL SERVICES	\$0	\$0	\$0	0.0%	
INDIRECT ADMINISTRATION C.1.1	\$1,148,046	\$2,102,390	\$954,344	83.1%	
Total, Goal C, INDIRECT ADMINISTRATION	\$1,148,046	\$2,102,390	\$954,344	83.1%	
Grand Total, All Strategies	\$116,285,730	\$118,105,020	\$1,819,290	1.6%	

**Commission on State Emergency Communications
Selected Fiscal and Policy Issues - Senate**

1. General Revenue-Dedicated 9-1-1 Service Fees Account No. 5050.

- Recommendations include \$5.9 million from Account No. 5050 for grants to Regional Planning Commissions to procure and contract with telecommunication network service providers to design, implement and maintain alternative network paths to ensure 9-1-1 call delivery to a Public Safety Answering Point (PSAP) in case of primary network failure. Recommendations also include \$0.2 million to fully staff the agency by hiring a Project Manager III to support NG 9-1-1 implementation. Job functions will include assisting with IP network components, cyber security, and software applications for core functions on the 9-1-1 network. Recommendations are partially offset by an agency requested reduction of \$5.2 million in one-time capital expenditures in Strategy A.1.2, NG 9-1-1 Implementation, for a Geospatial Database.
- According to the agency, Account No. 5050 is projected to have a balance of \$135.9 million at the end of fiscal year 2015. Revenue collections from the 9-1-1 service fees are projected to be \$101.1 million for the 2016-17 biennium. Recommendations of \$118.1 million for the 2016-17 biennium would exceed estimated revenue collections and spend down balances in Account No. 5050 by an estimated \$17.6 million. Figure 1 breaks out the agency’s fiscal year revenue collections, appropriations and projected balances for Account No. 5050 for the 2016-17 biennium.
- Recommendations relating to Account No. 5050 are included in the LBB Policy Report, *Reduce Reliance on General Revenue – Dedicated Accounts for Certification* (see Section 4, Performance Review and Policy Report Highlights).
- Fees deposited into Account No. 5050 are derived from a \$0.50 monthly fee imposed on each local exchange access line, each wireless telecommunications connection, and 2% fee on the purchase of each prepaid telecommunications service.
- Funds from landline connection fees are distributed to regional planning commissions based on the region’s collections as compared to total collections in the state. Funds from wireless connection fees are distributed to regional planning commissions based on the region’s population as compared to the total population participating in the state program. Funds may be used to pay for 9-1-1 services, including automatic number identification (ANI) and automatic location information services (ALI).

Figure 1: General Revenue-Dedicated Commission 9-1-1 Service Fees Account No.5050 Balances

Fiscal Year	Fiscal Year Revenue Collections*	Agency Appropriation	End of Fiscal Year Account Balance ^a
2010	\$57,186,562	\$54,813,369	\$121,612,272
2011	\$55,387,923	\$52,387,923	\$125,190,386
2012	\$63,906,534	\$40,628,443	\$150,140,910
2013	\$60,452,163	\$46,032,838	\$156,931,050
2014	\$47,659,000	\$62,772,155	\$141,052,123
2015	\$48,690,086	\$53,476,477	\$135,944,942
2016	\$49,900,949 ^b	\$62,580,374 ^c	\$122,960,733
2017	\$51,190,363 ^b	\$55,524,646 ^c	\$118,315,320

Source: Commission on State Emergency Communications, Texas Comptroller of Public Accounts
^a Account balances include deductions such as benefits and other expenditures not included in the agency’s appropriations
^b Commission on State Emergency Communication’s Estimate
^c SB 2 Appropriations

*Note: Senate Bill 628, Eighty-third Legislature, Regular Session, 2013, authorized the Capital Area Council of Governments (CAPCOG) to create a regional emergency communications district, removing CAPCOG from the RPC system under CSEC. The agency’s estimated impact of CAPCOG’s departure on the State’s budget for the 2014-15 biennium is a projected loss of \$28.8 million in service fee revenue.

2. **General Revenue-Dedicated Commission on State Emergency Communications Account No. 5007.**
- Recommendations include funding Strategies B.1.1, Poison Call Center Operations, and B.1.2, Statewide Poison Network Operations, at 2014-15 appropriated levels.
 - Funds deposited to Account No. 5007 are appropriated:
 - To support 9-1-1 services in areas where the emergency service fee allocations are not sufficient to meet the 9-1-1 service needs;
 - For operation and maintenance of regional poison control centers; and
 - For administrative oversight costs. House Bill 1093, Eighty-first legislature, Regular Session, 2009, transferred oversight of regional poison control centers from the Department of State Health Services to CSEC.
 - According to the agency, Account No. 5007 is projected to have a balance of \$34.7 million at the end of fiscal year 2015. Revenue collections from the equalization surcharge fee are projected to be \$39.7 million for the 2016-17 biennium. Recommendations of \$30.4 million for the 2016-17 biennium would not exceed these estimated revenue collections. The remaining projected revenue of \$4.3 million would be deposited into Account No. 5007. Figure 2 breaks out the agency’s fiscal year revenue collections, appropriations, and projected balances for Account No. 5007 for the 2016-17 biennium.

Section 3

- Account No. 5007, also referred to as the Commission on State Emergency Communication Account, is funded from an equalization surcharge fee. This is a set fee on all non-exempt local exchange access lines and wireless telecommunication connections. No more than 40 percent of the revenue may be allocated to regional planning commissions, and no more than 60 percent may be allocated to fund grants related to poison control centers.

Figure 2: General Revenue-Dedicated Commission on State Emergency Communications Account No.5007 Balances

Fiscal Year	Fiscal Year Revenue Collections	Agency Appropriation	End of Fiscal Year Account Balance ^a
2010	\$19,158,826	\$19,297,227	\$19,266,743
2011	\$20,730,403	\$15,941,555	\$18,767,905
2012	\$19,258,437	\$13,760,800	\$19,974,581
2013	\$25,337,192	\$11,549,851	\$31,650,811
2014	\$19,850,000	\$14,778,774	\$31,587,958
2015	\$19,850,000	\$14,779,599	\$34,658,744
2016	\$19,850,000 ^b	\$15,224,867 ^c	\$39,161,114
2017	\$19,850,000 ^b	\$15,190,822 ^c	\$43,694,792

Source: Commission on State Emergency Communications, Texas Comptroller of Public Accounts
^a Account balances include deductions such as benefits and other expenditures not included in the agency’s appropriations
^b Commission on State Emergency Communication’s Estimate
^c SB 2 Appropriations

3. Consolidation of Regional Poison Control Centers

- Recommendations include a contingency rider that would reduce the amounts appropriated out of Account No. 5007 to CSEC if legislation was enacted to reduce the number of poison control centers from six to four. Strategy B.1.1, Poison Call Centers Operations, would be reduced by \$366,401 in fiscal year 2016 and \$366,400 in fiscal year 2017 to reflect funding for four instead of six poison control centers.
- In October of 2013, CSEC provided a report as required by Rider 8, Consolidation Plan for the Texas Regional Poison Centers, in the agency’s bill pattern in the 2014-15 General Appropriations Act. The report highlighted a plan to consolidate two of six Regional Poison Control Centers (RPCCs), if legislation was enacted to amend the Health and Safety Code, ch. 777. The plan proposed consolidating the Amarillo RPCC into the El Paso RPCC and the Temple RPCC into the San Antonio RPCC. If this plan was implemented it would result in the elimination of two managing director positions, two medical director positions, two educator positions, and one direct administrative support position. In order to maintain the accreditation from the American Association of Poison Control Centers (AAPCC) the agency recommended maintaining its current level of Specialists in Poison Information (SPIs) at 45.6 SPI FTEs. Consolidation as described above would require the El Paso RPCC and the San Antonio RPCC to hire and train a combined 9.6 SPI FTEs to maintain the current level of service, which the agency estimates would cost \$463,555. As a result, consolidation as described above would yield a total biennial savings of \$732,801 for the first biennium and \$1.2 million per biennia afterward.

Section 3

Commission on State Emergency Communications
FTE Highlights - Senate

Full-Time-Equivalent Positions	Expended 2013	Estimated 2014	Budgeted 2015	Recommended 2016	Recommended 2017
Cap	25.0	25.0	25.0	25.0	25.0
Actual/Budgeted	22.1	23.5	24.0	NA	NA
Schedule of Exempt Positions (Cap)					
Executive Director, Group 2	\$90,750	\$93,473	\$93,473	\$93,473	\$93,473

The agency is requesting an increase in authority for the Executive Director Exempt Position from \$93,473 to \$123,841 per fiscal year and is requesting a change from the current Group 2 classification to Group 3.

The State Auditor's Office Report, *Executive Compensation at State Agencies* (Report No. 14-705, August 2014), indicates a market average salary of \$127,777 for the Executive Director Position at the Commission on State Emergency Communications and recommends a change from the current Group 2 classification to Group 3.

Section 3

Commission on State Emergency Communications
Performance Measure Highlights - Senate

	Expended 2013	Estimated 2014	Budgeted 2015	Recommended 2016	Recommended 2017
<ul style="list-style-type: none">Total Number of Poison Control Calls Processed Statewide (a) (c)	314,137	296,126	279,937	263,747	263,747
Measure Explanation: Measures the total number of Poison Control Calls Processed by all Poison Control Centers Statewide.					
<ul style="list-style-type: none">Average Statewide Cost Per Poison Call Processed (b) (c)	\$20.19	\$22.33	\$23.49	\$26.37	\$26.37
Measure Explanation: Measures the statewide cost efficiency of poison control services. Total state program costs are divided by number of calls generated by all six Poison Control Answering Points (PCAPs) to identify the average statewide cost per call.					

(a) Recommendations reflect the projected number of poison control calls provided by the Commission on State Emergency Communications.

(b) Recommendations reflect the average cost per call based on the recommended 2016-17 Poison Control program funding divided by the total number of poison control calls projected for the 2016-17 biennium.

(c) Consolidation of the Regional Poison Control Centers, as planned in the agency's consolidation report, would result in no projected change in the Total Number of Poison Control Calls Processed Statewide performance measure. The Average Statewide Cost Per Poison Call Processed efficiency measure would decrease to \$24.98 for fiscal years 2016 and 2017, if legislation was enacted to reduce the number of poison control centers from six to four.

Section 4

Commission on State Emergency Communications
Performance Review and Policy Report Highlights - Senate

Reports & Recommendations	Savings/ (Cost)	Gain/ (Loss)	Fund Type	Included in Introduced Bill	Action Required During Session
Reduce Reliance on General Revenue-Dedicated Accounts for Certification					
This report fulfills House Bill 7, Eighty-third Legislature, 2013, requirements relating to the reduction of reliance on available dedicated revenue for certification of the General Appropriations Act. The report provides an overview of the issue and includes recommendations and options to reduce reliance on General Revenue-Dedicated Accounts, including dedicated revenue appropriated to the Commission on State Emergency Communications.					

Section 5

**Commission on State Emergency Communications
Rider Highlights - Senate**

- 2. (revised) **Capital Budget.** Revise rider to reflect recommended projects including State-level Digital 9-1-1 Network (Phase Two) and a new Grant Management System.

- 5. (revised) **Regional Planning Commissions.** Revise rider to update amounts Regional Planning Commissions can request for indirect administration costs.

- 8. (old) **Consolidation Plan for the Texas Regional Poison Control Centers.** Delete rider due to plan submitted October 1, 2013.

- 8. (new) **Contingency on Consolidation of Texas Regional Poison Control Centers.** Add contingency rider that would reduce amounts appropriated to CSEC for Strategies B.1.1, Poison Call Center Operations, contingent on a statutory change to reduce the number of poison control centers from six to four.

Section 6

Commission on State Emergency Communications
Items not Included in Recommendations - Senate

Agency Exceptional Items Not Included - In Agency Priority Order

	2016-17 Biennial Total	
	GR & GR-Dedicated	All Funds
1. Increase in authority for the Executive Director Exempt Position from \$93,473 to \$123,841 per fiscal year; change from the current Salary Group 2 classification to Group 3. The State Auditor's Office Report, <i>Executive Compensation at State Agencies</i> (Report No. 14-705, August 2014), indicates a market average salary of \$127,777 for the Executive Director Position at the Commission on State Emergency Communications and recommends a change from the current Group 2 classification to Group 3.		
2. Increase in Professional Fees and Services to fund a public awareness campaign for poison control center services; request would include market research, branding, messaging, planning and media advertisement.	\$ 1,500,000	\$ 1,500,000
3. Increase in Grants to fund increases salary costs for medical directors at the six Regional Poison Control Centers (RPCC) for additional medical oversight.	\$ 699,247	\$ 699,247
4. Increase in Grants to fund salary increases to 48.0 Specialist in Poison Information (SPIs) at the six RPCCs.	\$ 453,494	\$ 453,494
Total, Items Not Included in the Recommendations	<u>\$ 2,652,741</u>	<u>\$ 2,652,741</u>

Section 7

Commission on State Emergency Communications
Summary of 10 Percent Biennial Base Reduction Options - Senate

Biennial Reduction Amounts								
Priority	Item	Description/Impact	GR and GR-Dedicated	All Funds	FTEs	Potential Revenue Loss	Reduction as % of Program GR/GR-D Total	Included in Intro Bill?
1	Local 911 Equipment Replacement	Defer scheduled equipment replacements and only replace equipment that fails.	\$7,290,401	\$7,290,401		\$0	6%	No
2	Poison Public Awareness Campaign	Portion of agency base request for a public awareness campaign funding of \$1.5 million would include market research, branding, messaging, planning and media advertisement. No service reduction or reduced service demands expected by agency.	\$500,000	\$500,000		\$0	3%	Yes
3	Poison Education Outreach	Regional Education/Outreach includes funding for 4.0 Educator FTEs, education materials and travel. No service reduction or reduced service demands expected by agency.	\$502,894	\$502,894		\$0	3%	Yes
4	Medical Director Coverage	Request to cover costs associated with increase in percent of medical direction hours required by the American Association of Poison Control Centers (AAPCC). No service reduction or reduced service demands expected by agency.	\$699,247	\$699,247		\$0	5%	Yes
5	Poison Specialist Incentives	Regional Poison Control Center requests for 6.6 Specialist in Poison Information (SPIs) FTEs (\$0.9 million), SPI raises and training (\$0.5million).	\$1,400,766	\$1,400,766		\$0	10%	Yes
6	25th FTE Funding	Position currently vacant due to lack of funding. Funding included in FY2016-17 base request.	\$120,000	\$120,000	1.0	\$0	9%	No
7	Local 911 Equipment Replacement	Defer scheduled equipment replacements and only replace equipment that fails.	\$4,067,493	\$4,067,493		\$0	3%	No
TOTAL, 10% Reduction Options			\$14,580,801	\$14,580,801	1.0	\$0		

Commission on State Emergency Communications
Summary of 10 Percent Biennial Base Reduction Options - Senate
Agency 10% Reduction Options by Category of Reduction

