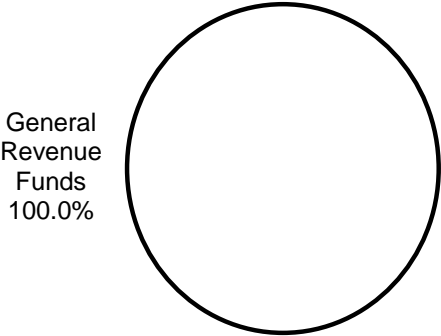


Section 1

Method of Financing	2014-15 Base	2016-17 Recommended	Biennial Change	% Change
General Revenue Funds	\$1,170,513	\$1,173,322	\$2,809	0.2%
GR Dedicated Funds	\$0	\$0	\$0	0.0%
Total GR-Related Funds	\$1,170,513	\$1,173,322	\$2,809	0.2%
Federal Funds	\$0	\$0	\$0	0.0%
Other	\$0	\$0	\$0	0.0%
All Funds	\$1,170,513	\$1,173,322	\$2,809	0.2%

RECOMMENDED FUNDING
BY METHOD OF FINANCING

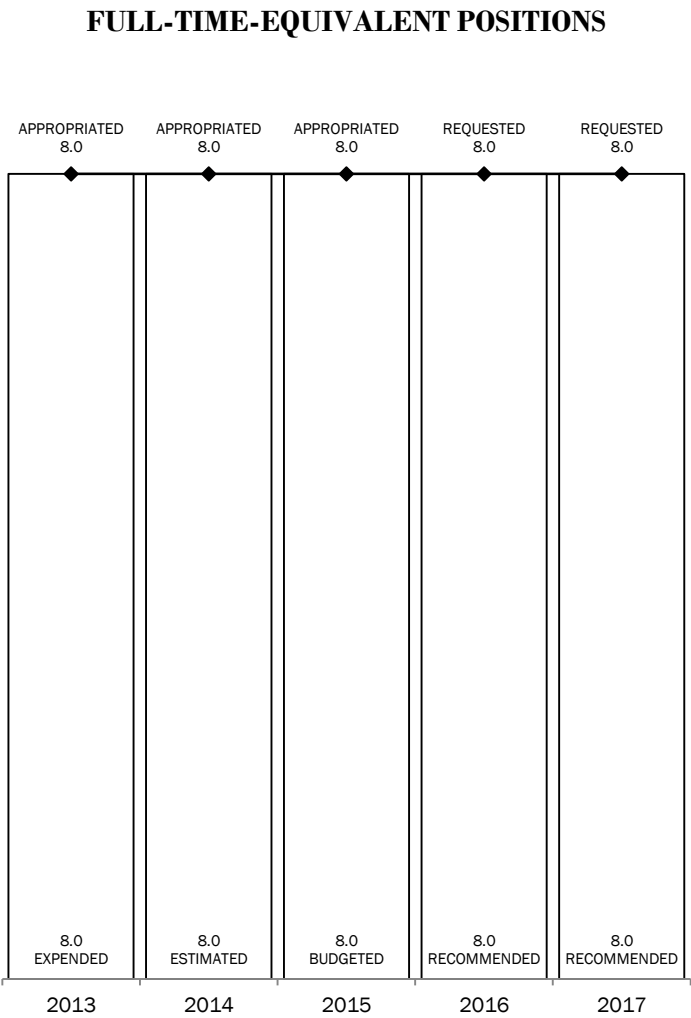
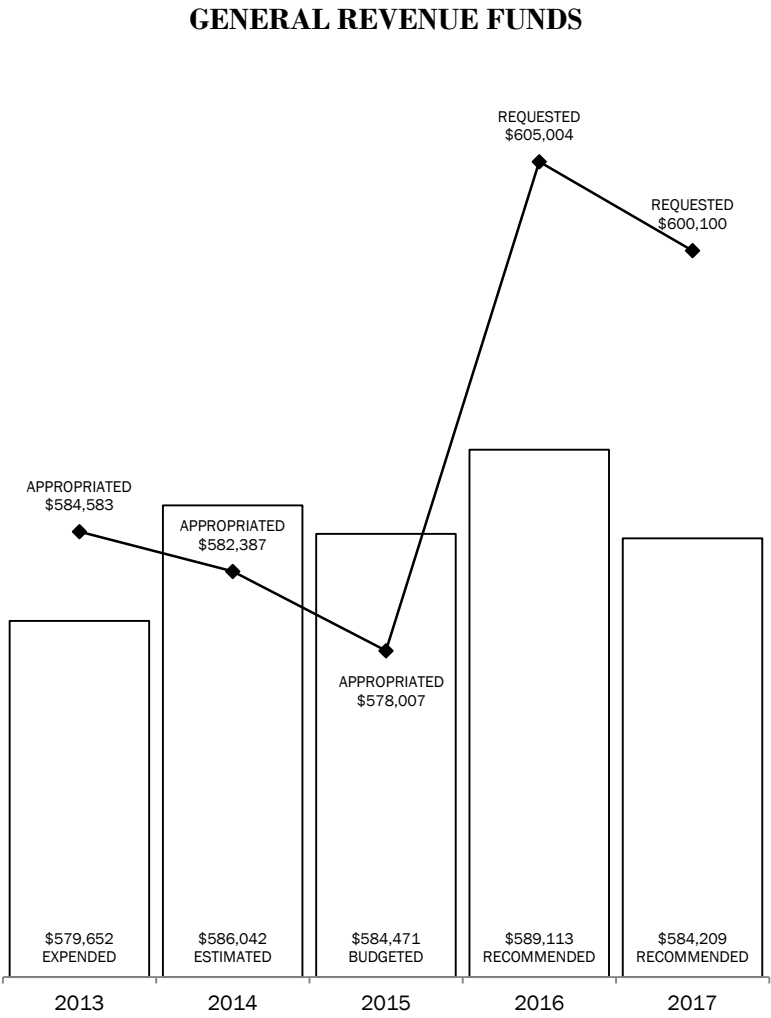
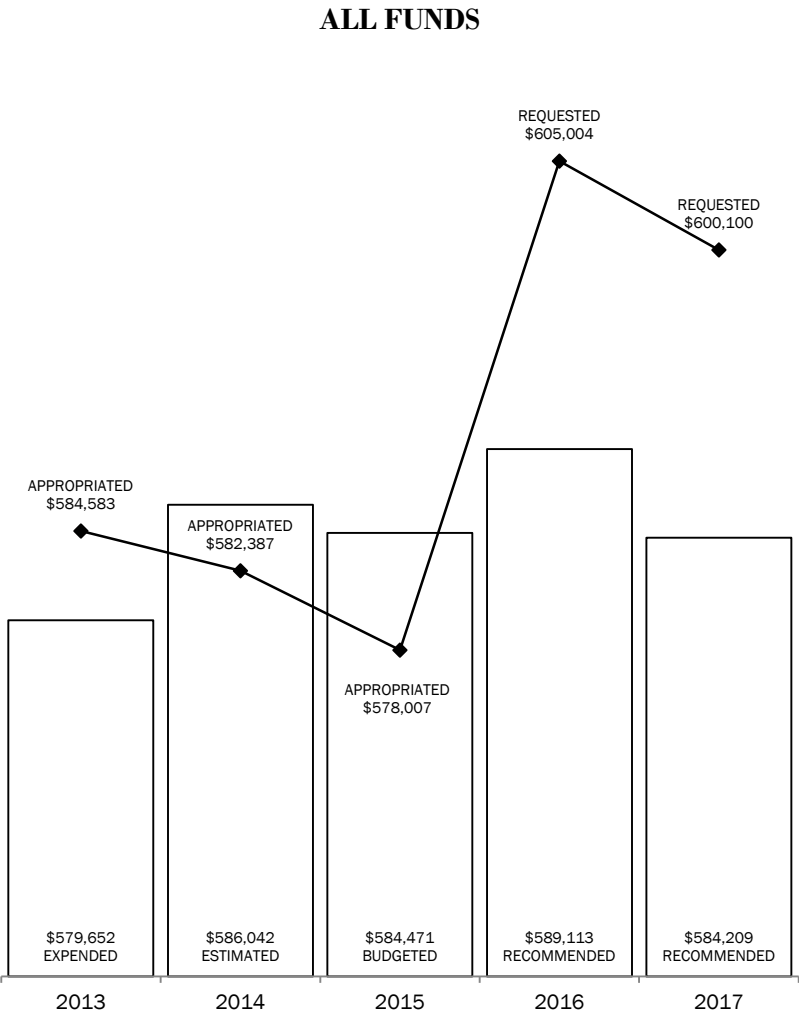


	FY 2015 Budgeted	FY 2017 Recommended	Biennial Change	% Change
FTEs	8.0	8.0	0.0	0.0%

The bill pattern for this agency (2016-17 Recommended) represents an estimated 100% of the agency's estimated total available funds for the 2016-17 biennium.

Section 1
Board of Professional Geoscientists
2016-2017 BIENNIUM

TOTAL= \$1,173,322



Section 2

Board of Professional Geoscientists
Summary of Recommendations - Senate, By Method of Finance -- ALL FUNDS

Strategy/Gol	2014-15 Base	2016-17 Recommended	Biennial Change	% Change	Comments
APPLICATION REVIEW A.1.1	\$299,573	\$323,839	\$24,266	8.1%	
TEXAS.GOV A.1.2	\$50,000	\$50,000	\$0	0.0%	
INFORMATIONAL SERVICES A.1.3	\$297,078	\$303,385	\$6,307	2.1%	
Total, Goal A, LICENSING	\$646,651	\$677,224	\$30,573	4.7%	Recommendations include a reallocation in General Revenue funding to this goal due to a reallocation of staff responsibilities among strategies.
ENFORCEMENT B.1.1	\$460,727	\$461,966	\$1,239	0.3%	
Total, Goal B, ENFORCEMENT	\$460,727	\$461,966	\$1,239	0.3%	
INDIRECT ADMIN C.1.1	\$31,840	\$17,066	(\$14,774)	(46.4%)	
INDIRECT ADMIN C.1.2	\$31,295	\$17,066	(\$14,229)	(45.5%)	
Total, Goal C, INDIRECT ADMINISTRATION	\$63,135	\$34,132	(\$29,003)	(45.9%)	Recommendations include a reallocation in General Revenue funding from this goal due to a reallocation of staff responsibilities among strategies.
Grand Total, All Strategies	\$1,170,513	\$1,173,322	\$2,809	0.2%	Recommendations include an increase of \$2,809 in General Revenue funding to biennialize salaries at 2015 levels.

Section 3

**Board of Professional Geoscientists
Selected Fiscal and Policy Issues - Senate**

None

Section 3

Board of Professional Geoscientists
FTE Highlights - Senate

Full-Time-Equivalent Positions	Expended 2013	Estimated 2014	Budgeted 2015	Recommended 2016	Recommended 2017
Cap	8.0	8.0	8.0	8.0	8.0
Actual/Budgeted	8.0	8.0	8.0	NA	NA
Schedule of Exempt Positions (Cap)					
Executive Director, Group 1*	\$70,000	\$76,109	\$76,109	\$76,109	\$76,109

*The agency is requesting an increase in authority and funding for the Executive Director Exempt Position from \$76,109 to \$92,000 per fiscal year, within Group 1. The State Auditor's Office Report, Executive Compensation at State Agencies (Report No. 14-705, August 2014), indicates a market average salary of \$98,479 for the Executive Director position at the agency and does not recommend changing the Group 1 classification for the position.

Section 4

Board of Professional Geoscientists (TBPG)
Performance Review and Policy Report Highlights - Senate

Reports & Recommendations	Savings/ (Cost)	Gain/ (Loss)	Fund Type	Included in Introduced Bill	Action Required During Session
---------------------------	--------------------	-----------------	--------------	--------------------------------	--------------------------------

NO RELATED RECOMMENDATIONS

Section 5

**Board of Professional Geoscientists
Rider Highlights - Senate**

None

Section 6

Board of Professional Geoscientists
Items not Included in Recommendations - Senate

Agency Exceptional Items - In Agency Priority Order	2016-17 Biennial Total	
	GR & GR-Dedicated	All Funds
1. The agency requests an increase in authority and funding for the Executive Director Exempt Position from \$76,109 to \$92,000 per fiscal year, within Group 1. The State Auditor's Office Report, Executive Compensation at State Agencies (Report No. 14-705, August 2014), indicates a market average salary of \$98,479 for the Executive Director position at the agency and does not recommend changing the Group 1 classification for the position.	\$ 31,782	\$ 31,782
Total, Items Not Included in the Recommendations	<u>\$ 31,782</u>	<u>\$ 31,782</u>

Section 7

Board of Professional Geoscientists
Summary of 10 Percent Biennial Base Reduction Options - Senate

Biennial Reduction Amounts								
Priority	Item	Description/Impact	GR and GR-Dedicated	All Funds	FTEs	Potential Revenue Loss	Reduction as % of Program GR/GR-D Total	Included in Intro Bill?
1	Licensing Program - Reduce Office Supplies Expenditures	Office supplies purchases would be reduced.	\$1,000	\$1,000		\$0	0.1%	N
2	Licensing Program - Extend Computer Life-Cycle Replacements	Computer life-cycle replacement would be extended	\$4,020	\$4,020		\$0	0.5%	N
3	Licensing Program - Reduce Proffesionhal Memberships/Training	A reduction in ongoing staff professional development through memberships in relevant organizations and attendance at training conferences and seminars	\$3,800	\$3,800		\$0	0.5%	N
4	Enforcement Program - Reduce Database Services Hours	Future enhancements or changes to the agency regulatory database will be reduced.	\$3,819	\$3,819		\$0	0.7%	N
5	Enforcement Program - Reduce Board/Staff Travel	Enforcement investigative resources and support will be reduced through reduced travel.	\$5,000	\$5,000		\$0	1.0%	N
6	Enforcement Program - Eliminate Administrative Assisstant Position	Licensing and administrative support provided by the Administrative Assistant position will be eliminated	\$4,920	\$4,920	1.0	\$0	1.0%	N
	Licensing Program - Eliminate Administrative Assisstant Position	Licensing and administrative support provided by the Administrative Assistant position will be eliminated	\$44,280	\$44,280		\$0	6.3%	N
7	Enforcement Program - Eliminate Administrative Assisstant Position	Licensing and enforcement support provided by the Administrative Assistant position will be eliminated	\$49,200	\$49,200	1.0	\$0	10.2%	N
TOTAL, 10% Reduction Options			\$116,039	\$116,039	2.0	\$0		

Board of Professional Geoscientists
Summary of 10 Percent Biennial Base Reduction Options - Senate
Agency 10% Reduction Options by Category of Reduction

