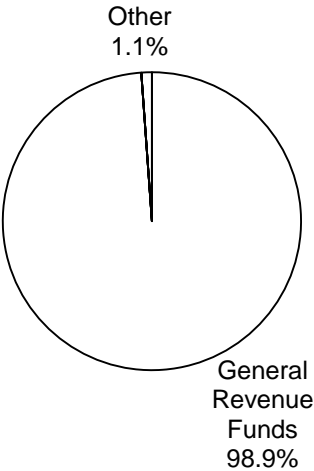


Section 1

Method of Financing	2014-15 Base	2016-17 Recommended	Biennial Change	% Change
General Revenue Funds	\$554,884	\$555,610	\$726	0.1%
GR Dedicated Funds	\$0	\$0	\$0	0.0%
Total GR-Related Funds	\$554,884	\$555,610	\$726	0.1%
Federal Funds	\$0	\$0	\$0	0.0%
Other	\$11,495	\$6,400	(\$5,095)	(44.3%)
All Funds	\$566,379	\$562,010	(\$4,369)	(0.8%)

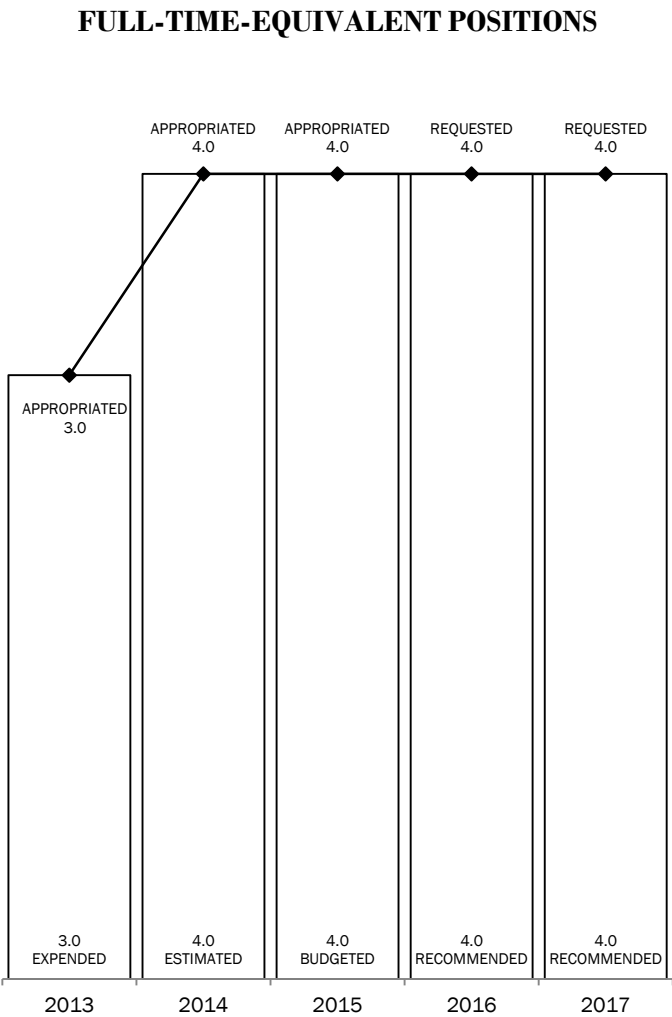
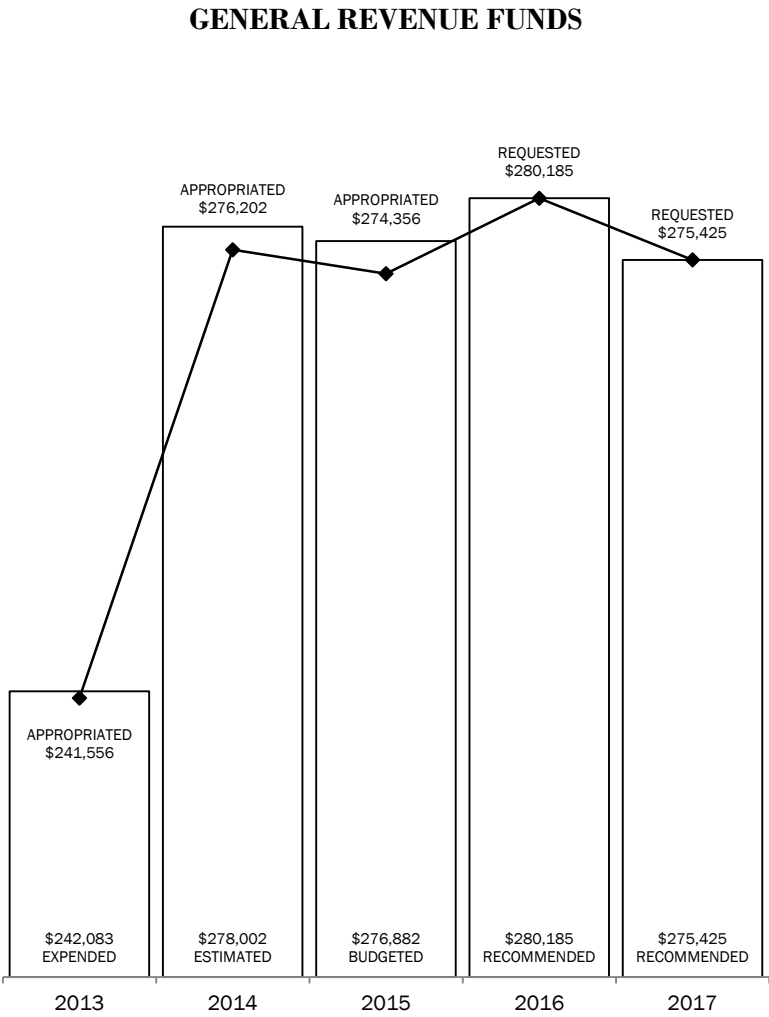
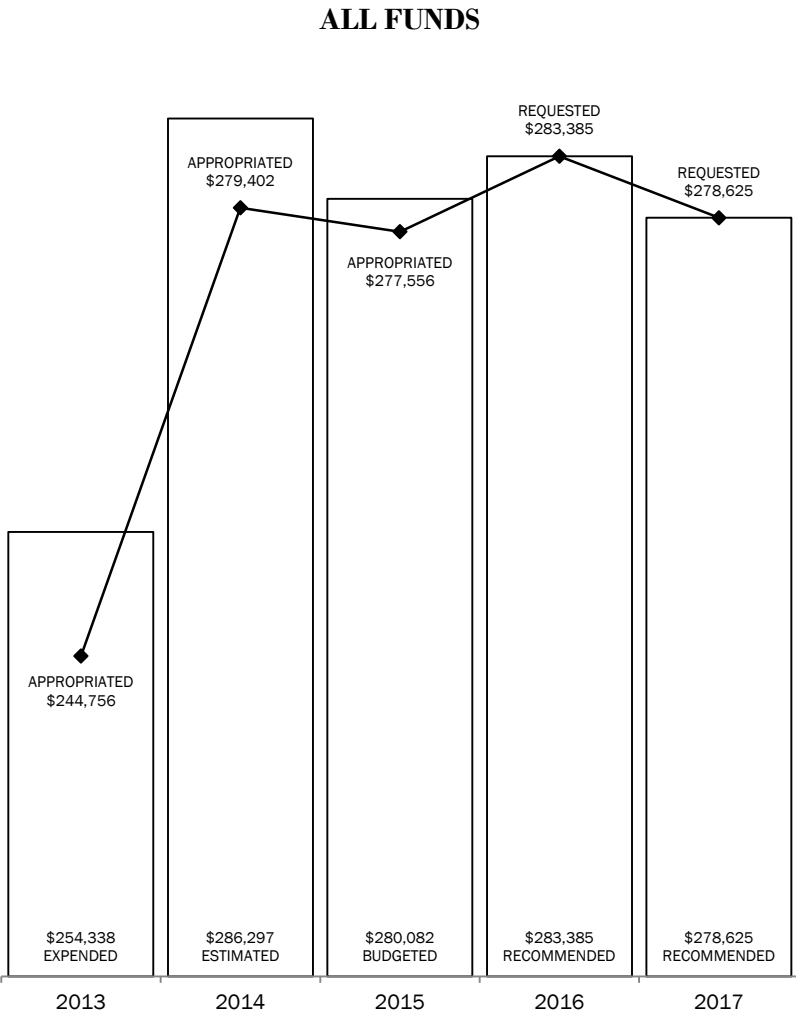
RECOMMENDED FUNDING
BY METHOD OF FINANCING



The bill pattern for this agency (2016-17 Recommended) represents an estimated 100% of the agency's estimated total available funds for the 2016-17 biennium.

Section 1
Board of Podiatric Medical Examiners
2016-2017 BIENNIUM

TOTAL= \$562,010



Section 2

Board of Podiatric Medical Examiners
Summary of Recommendations - Senate, By Method of Finance -- ALL FUNDS

Strategy/Goal	2014-15 Base	2016-17 Recommended	Biennial Change	% Change	Comments
LICENSURE AND ENFORCEMENT A.1.1	\$458,171	\$448,674	(\$9,497)	(2.1%)	
TEXAS.GOV A.1.2	\$8,855	\$10,000	\$1,145	12.9%	
INDIRECT ADMINISTRATION A.1.3	\$99,353	\$103,336	\$3,983	4.0%	
Total, Goal A, PROTECT TEXANS	\$566,379	\$562,010	(\$4,369)	(0.8%)	
Grand Total, All Strategies	\$566,379	\$562,010	(\$4,369)	(0.8%)	Recommendations reflect a net decrease in All Funds of \$4,369 due to the following: an increase in General Revenue funding of \$726 to biennialize salaries at the 2015 level, offset by a decrease of \$5,095 in Appropriated Receipts due to the anticipated decrease in the sale of publications and records.

Section 3

**Board of Podiatric Medical Examiners
Selected Fiscal and Policy Issues - Senate**

NONE

Section 3c

Board of Podiatric Medical Examiners
Performance Measure Highlights - Senate

	Expended 2013	Estimated 2014	Budgeted 2015	Recommended 2016	Recommended 2017
<ul style="list-style-type: none">Percent of Documented Complaints Resolved Within 6 Months <p>Measure Explanation: Agency reports that the restoration of 1.0 FTE in the Enforcement Division by 83rd Legislature has aided in reducing backlog of enforcement cases. Agency anticipates increased efficiency while fully staffed.</p>	53.13%	53.00%	75.50%	75.50%	75.50%
<ul style="list-style-type: none">Complaints Resolved <p>Measure Explanation: Agency reports that the restoration of 1.0 FTE in the Enforcement Division by 83rd Legislature has aided in reducing backlog of enforcement cases. Agency anticipates increased efficiency while fully staffed.</p>	32	78	92	92	92
<ul style="list-style-type: none">Average Time for Complaint Resolution (Days) <p>Measure Explanation: Agency reports that in fiscal year 2014 they saw the completion of several Medicare/Medicaid fraud cases in cooperation with Federal investigations. The agency reports that these cases typically take 2-5 years to resolve, and in 2014 certain cases were more than 5 years unresolved, distorting the average complaint resolution time. The complex cases have been resolved and the agency anticipates returning to a 300 day complaint resolution schedule.</p>	384.58	567.55	300.00	300.00	300.00

Section 4

Board of Podiatric Medical Examiners
Performance Review and Policy Report Highlights - Senate

Reports & Recommendations	Savings/ (Cost)	Gain/ (Loss)	Fund Type	Included in Introduced Bill	Action Required During Session
---------------------------	--------------------	-----------------	--------------	--------------------------------	--------------------------------

NO RELATED RECOMMENDATIONS

Section 5

Board of Podiatric Medical Examiners Rider Highlights - Senate

2. **Contingent Revenue.** Recommendations delete this rider. Additional revenues were generated and appropriations were increased during the 2014-2015 biennium for the purposes of this rider. These amounts were included in the agency's 2014-2015 base.

Section 6

**Board of Podiatric Medical Examiners
Items not Included in the Recommendations - Senate**

NONE

Section 7

Board of Podiatric Medical Examiners
Summary of 10 Percent Biennial Base Reduction Options - Senate

Biennial Reduction Amounts								
Priority	Item	Description/Impact	GR and GR-Dedicated	All Funds	FTEs	Potential Revenue Loss	Reduction as % of Program GR/GR-D Total	Included in Intro Bill?
1	Enforcement Program- Eliminate 1.0 Administrative Assisstant III	Reductions would require the agency to eliminate 1.0 FTE (Administrative Assistant III- Investigations).	\$55,056	\$55,056	1.0	\$0	20.9%	N
TOTAL, 10% Reduction Options			\$55,056	\$55,056	1.0	\$0		

Section 7

Board of Podiatric Medical Examiners
Summary of 10 Percent Biennial Base Reduction Options - Senate
Agency 10% Reduction Options by Category of Reduction

