

Section 1

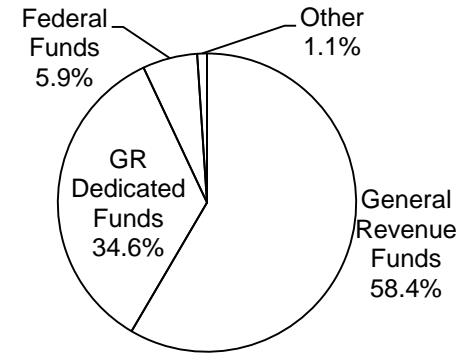
Texas A&M Forest Service
Summary of Recommendations - Senate

Page: III-225
Thomas Boggus, Director

Demetrio Hernandez, LBB Analyst

Method of Financing	2014-15 Base	2016-17 Recommended	Biennial Change	% Change
General Revenue Funds	\$66,294,607	\$66,141,323	(\$153,284)	(0.2%)
GR Dedicated Funds	\$41,087,834	\$39,119,808	(\$1,968,026)	(4.8%)
Total GR-Related Funds	\$107,382,441	\$105,261,131	(\$2,121,310)	(2.0%)
Federal Funds	\$6,542,916	\$6,718,322	\$175,406	2.7%
Other	\$1,147,212	\$1,195,740	\$48,528	4.2%
All Funds	\$115,072,569	\$113,175,193	(\$1,897,376)	(1.6%)

RECOMMENDED FUNDING
BY METHOD OF FINANCING



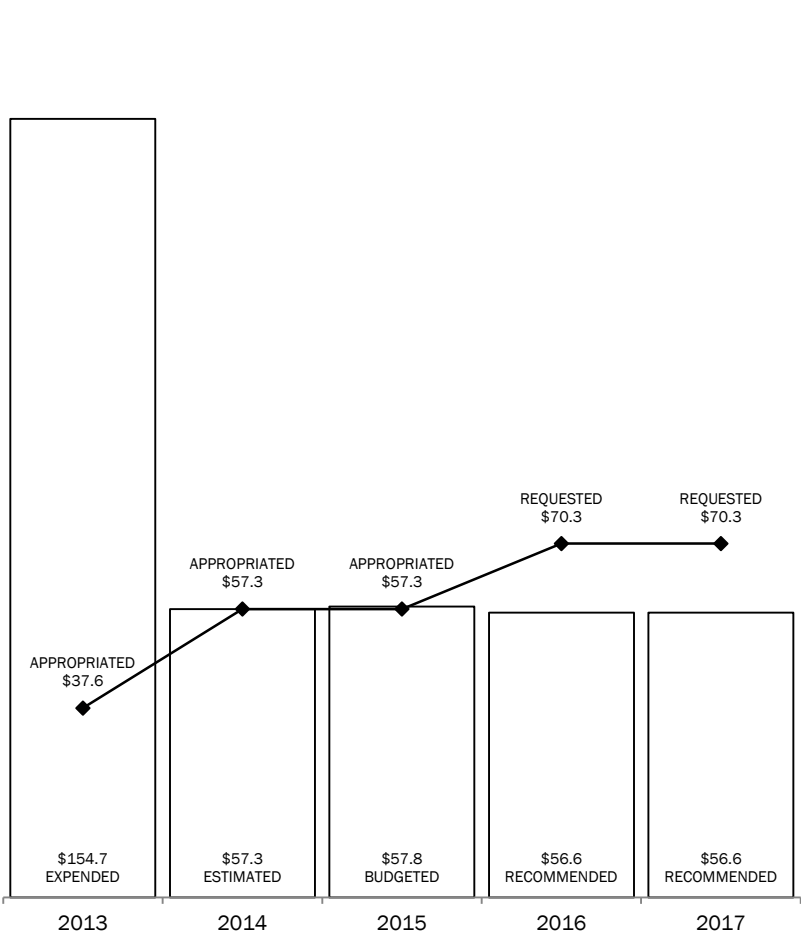
	FY 2015 Budgeted	FY 2017 Recommended	Biennial Change	% Change
FTEs	558.2	558.2	0.0	0.0%

The bill pattern for this agency (2016-17 Recommended) represents an estimated 83.2% of the agency's estimated total available funds for the 2016-17 biennium.

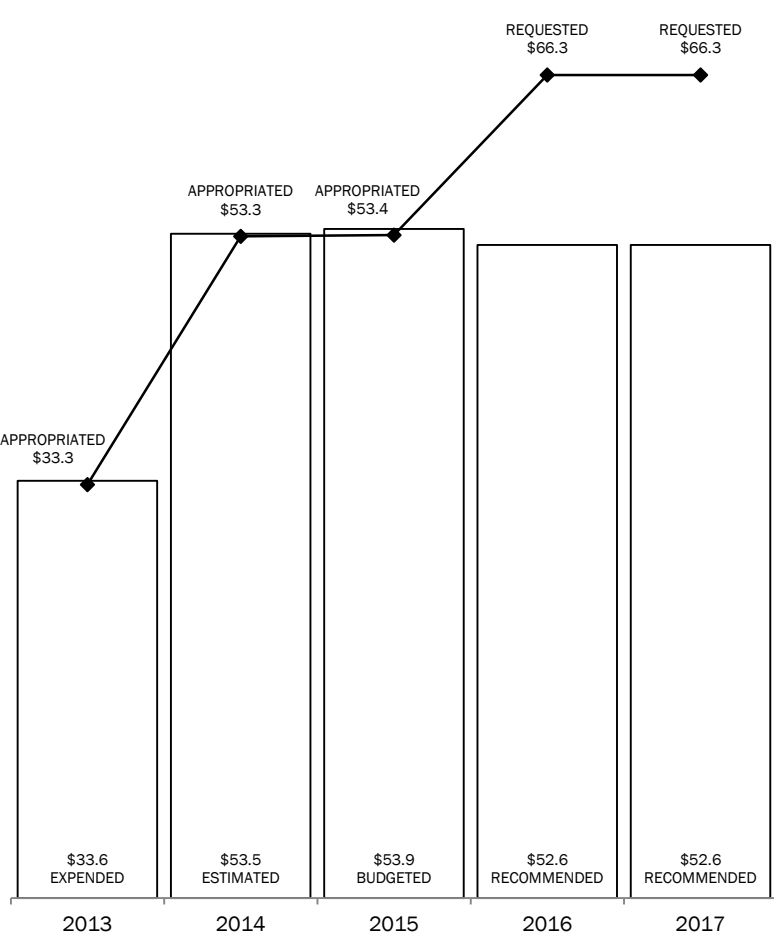
Section 1
Texas A&M Forest Service
2016-2017 BIENNIUM
IN MILLIONS

TOTAL= \$113.2 MILLION

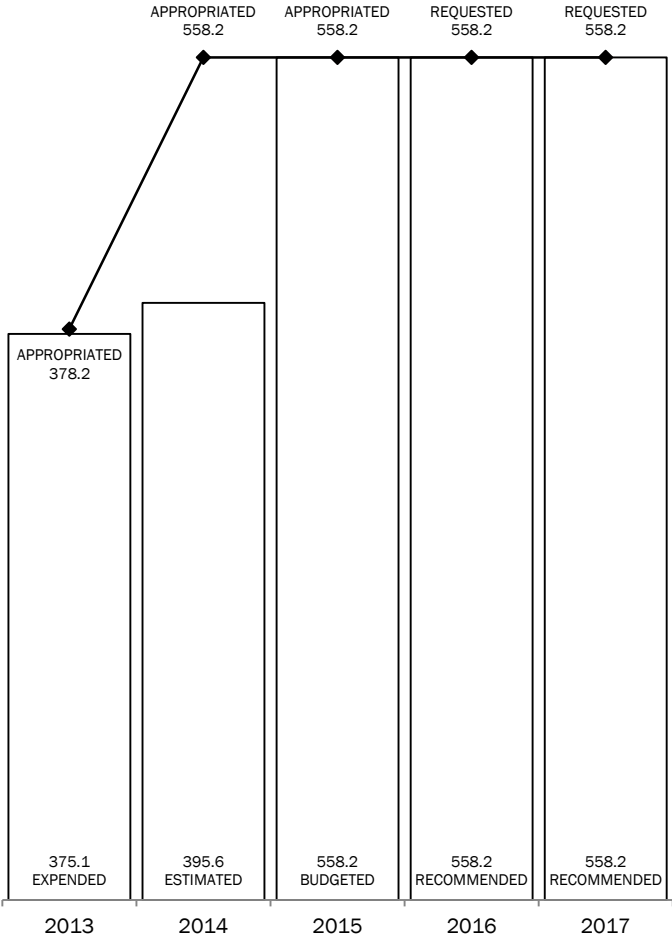
ALL FUNDS



GENERAL REVENUE AND
GENERAL REVENUE-DEDICATED FUNDS



FULL-TIME-EQUIVALENT POSITIONS



Section 2

Texas A&M Forest Service
Summary of Recommendations - Senate, By Method of Finance -- ALL FUNDS

Strategy/Goal	2014-15 Base	2016-17 Recommended	Biennial Change	% Change	Comments
FORESTRY LEADERSHIP A.1.1	\$11,787,870	\$12,288,382	\$500,512	4.2%	
FOREST / TREE RESOURCES ENHANCEMENT A.1.2	\$3,209,432	\$3,571,711	\$362,279	11.3%	
FOREST INSECTS AND DISEASES A.1.3	\$1,356,645	\$1,298,906	(\$57,739)	(4.3%)	
Total, Goal A, DEVELOP FOREST RESOURCES	\$16,353,947	\$17,158,999	\$805,052	4.9%	
TWPP - TFS OPERATIONS B.1.1	\$57,759,015	\$55,504,243	(\$2,254,772)	(3.9%)	Recommendations include a \$2,250,000 decrease in General Revenue related to deletion of Rider 9, 10 Strategic Reserve Modules funding and Rider 10, Webb County Firefighting Infrastructure and Vehicles (see Selected Fiscal and Policy Issues #1 and #2).
TWPP - VFD GRANTS B.1.2	\$29,484,512	\$29,484,512	\$0	0.0%	
TWPP - TIFMAS GRANTS B.1.3	\$2,000,000	\$2,000,000	\$0	0.0%	
WILDFIRE EMERGENCY FUNDS B.1.4	\$0	\$0	\$0	0.0%	
Total, Goal B, PROTECT FOREST RESOURCES	\$89,243,527	\$86,988,755	(\$2,254,772)	(2.5%)	
STAFF GROUP INSURANCE C.1.1	\$2,126,980	\$2,157,936	\$30,956	1.5%	
WORKERS' COMP INSURANCE C.1.2	\$353,292	\$354,576	\$1,284	0.4%	
UNEMPLOYMENT INSURANCE C.1.3	\$6,832	\$7,158	\$326	4.8%	
OASI C.1.4	\$549,371	\$562,242	\$12,871	2.3%	
HAZARDOUS DUTY PAY C.1.5	\$27,000	\$28,540	\$1,540	5.7%	
Total, Goal C, STAFF BENEFITS	\$3,063,475	\$3,110,452	\$46,977	1.5%	
INDIRECT ADMINISTRATION D.1.1	\$4,230,290	\$4,387,296	\$157,006	3.7%	
INFRASTRUCTURE SUPPORT IN BRAZOS CO D.1.2	\$584,444	\$229,506	(\$354,938)	(60.7%)	
INFRASTRUCT SUPP OUTSIDE BRAZOS CO D.1.3	\$1,596,886	\$1,300,185	(\$296,701)	(18.6%)	Recommendations include a decrease of \$165,629 in General Revenue for outside Brazos County infrastructure support as a result of the reallocation between A&M System agencies for infrastructure support outside Brazos County. The reallocation reflects a proportional allocation methodology based on actual square footage. Total difference from 2014-15 base reflects agency reallocation of funding between strategies in 2014-15.
Total, Goal D, INDIRECT ADMINISTRATION	\$6,411,620	\$5,916,987	(\$494,633)	(7.7%)	
Grand Total, All Strategies	\$115,072,569	\$113,175,193	(\$1,897,376)	(1.6%)	In addition to items listed above, recommendations include the following:

Section 2

Texas A&M Forest Service
Summary of Recommendations - Senate, By Method of Finance -- ALL FUNDS

Strategy/Goal	2014-15 Base	2016-17 Recommended	Biennial Change	% Change	Comments
					<ul style="list-style-type: none">• \$259,269 increase in General Revenue and \$31,974 in General Revenue-Dedicated to biennialize 2014-15 salary increases• Increase of \$175,406 in Federal Funds received through the USDA Forest Service• Increase of \$48,528 in Appropriated Receipts• \$2,000,000 increase in General Revenue and corresponding decrease in General Revenue Dedicated for TIFMAS (Texas Intrastate Fire Mutual Aid System); in accordance with Rider #6, these grants are appropriated in General Revenue Insurance Companies Maintenance Tax and Insurance Fees and then transferred and expended from General Revenue Dedicated Volunteer Fire Department Assistance Account 5064.

Section 3a

Texas A&M Forest Service Selected Fiscal and Policy Issues – Senate

1. Recommendations include deletion of Rider 9, 10 Strategic Reserve Modules, and a decrease in biennial General Revenue appropriations by \$750,000 related to the rider, as this was a one-time appropriation in 2014-15. This funding is to be used to establish these ten strategic geographic reserve modules containing fire suppression delivery equipment, which would then be used in coordination with local and regional fire authorities to establish a coordinated system of firefighting capability. According to the agency, development of these modules has not been completed but it is expected to be completed during fiscal year 2015.
2. Recommendations also include deletion of Rider 10, Webb County Firefighting Infrastructure and Vehicles, and a decrease in biennial General Revenue appropriations by \$1.5 million related to the rider, as this was a one-time appropriation in 2014-15. According to the agency, Webb County created a new fire department with General Revenue funding aimed at the specific needs for the county. Two pump tank trucks at \$291,000 each and one rescue truck at \$88,300 were awarded to the department. The remaining \$79,700 in General Revenue was used for related firefighting equipment.
3. Recommendations include modifying Rider 8, Rural Volunteer Fire Department Assistance Program, to limit to seven percent the amount of General Revenue-Dedicated Volunteer Fire Department Assistance Account No. 5064 appropriations that can be used for the administration of grants, to maximize General Revenue-Dedicated No. 5064 funding for grant awards. Currently statute limits administrative costs associated with the program to seven percent of total revenue collected in General Revenue-Dedicated Volunteer Fire Department Assistance Account No. 5064. Additionally, statute authorizes the Texas A&M Forest Service to expend up to \$5 million each year from the General Revenue-Dedicated Volunteer Fire Department Assistance Account No. 5064 for staffing and operating the Texas Wildfire Protection Plan, the statewide fire response and monitoring plan administered by the Texas A&M Forest Service.

House Bill 7, Eighty-third Legislature, Regular Session, authorizes the Comptroller to assess against insurers amounts necessary to collect a total equal to the lesser of the total amount appropriated from this account for that fiscal year or \$30 million.

4. LBB recommendations for the Texas Emergency Services Retirement System include a method of finance swap in 2016-17 from General Revenue to General Revenue-Dedicated Volunteer Fire Department (VFD) Assistance Account No. 5064 for the state's contribution to the Texas Emergency Services Retirement System of \$3.5 million. Revenue for the General Revenue-Dedicated Volunteer Fire Department Assistance Account No. 5064 is from an assessment applied to insurers who write property and casualty insurance policies for fire insurance and related lines, including residential property insurance.

Section 3a

General Revenue-Dedicated 5064, Volunteer Fire Department Assistance

	FY14	FY15
Beginning balance	\$81.8	\$93.4
Revenue	\$30.1	\$30.1
Appropriations (TFS)	\$18.5	\$18.5
Estimated Fund Balance	\$93.4	\$105.0

Source: LBB and the Comptroller’s Certified Revenue Estimate

Infrastructure Support

5. Section 50 of the Special Provisions Relating Only to State Agencies of Higher Education provides that funding at Texas A&M System agencies for infrastructure support inside Brazos County is calculated using the Texas A&M University General Revenue rate. Funding amounts are adjusted to align with the formula funding decisions for the General Academic Institutions. Currently, infrastructure support inside Brazos County for the Texas A&M System agencies is funded at the 2014-15 base levels.
6. Funding for infrastructure support outside Brazos County includes a new methodology based on actual square footage. General Revenue funding for infrastructure support outside Brazos County is equal to 2014-15 funding levels and is proportionally allocated to each agency by its respective percentage of total square footage. 2014-15 appropriated amounts in this table may differ from base amounts in Section 2 due to funding reallocations by the agencies.

Recommended Infrastructure Support for Outside Brazos County (General Revenue)

Institution		2014-15 Appropriated	Actual Square Footage	Percentage of Actual Square Footage	2016-17 Recommendations	2014-15 to 2016-17 Increase/ (Decrease)
556	Texas AgriLife Research (TAR)	\$6,231,926	1,123,511	67.34%	\$6,296,812	\$64,886
555	Texas AgriLife Extension Service (TAEX)	\$1,502,600	195,083	11.69%	\$1,093,358	\$(409,242)
712	Texas Engineering Experiment Station (TEES)	\$0	286	0.02%	\$1,602	\$1,602
727	Texas Transportation Institute (TTI)	\$0	36,258	2.17%	\$203,210	\$203,210
716	Texas Engineering Extension Service (TEEX)	\$0	56,353	3.38%	\$315,836	\$315,836
576	Texas Forest Service (TFS)	\$1,465,814	231,986	13.91%	\$1,300,185	\$(165,629)
557	Texas Veterinary Medical Diagnostic Laboratory (TVMDL)	\$149,781	24,822	1.49%	\$139,116	\$(10,665)
Total		\$9,350,121	1,668,299	100%	\$9,350,121	\$0

Section 3b

Statutory Authority		Mission & Functions	2014-15 Base All Funds	2016-17 Rec. All Funds	2014-2015 Base GR/GR-D	2016-17 Rec. GR/GR-D	2014 Level FTEs	2016-17 Rec. FTEs
Texas A&M AgriLife Research (TAR)	Education Code, Title III, Section 88.201	Conducts research in the agricultural, environmental, and life sciences. Goals include enhancing the competitiveness of agricultural industries and natural resource conservation. AgriLife Research administers the honey bee regulation and feed and fertilizer programs. Research highlights include: ecosystem research, conservation, and sustainable agriculture.	\$ 140,482,844	\$ 141,087,174	\$ 108,064,844	\$ 108,844,528	987.7	987.7
Texas A&M AgriLife Extension Service (TAEX)	Education Code, Title III, Section 88.822	Provides training and educational programs including 4-H through county extension agents. Extension agents are supported by federal, state, and county funding. AgriLife Extension also provides wildlife and insect management services including feral hog abatement and boll weevil eradication.	\$ 133,222,282	\$ 133,702,344	\$ 86,619,858	\$ 87,108,474	1031.1	1031.1
Texas A&M Engineering Experiment Station (TEES)	Education Code, Title III, Section 88.501	Conducts engineering and technology research with a focus on interdisciplinary research. Research highlights include: energy, water, manufacturing, and the environment.	\$ 239,356,955	\$ 235,880,584	\$ 34,742,101	\$ 31,962,900	880.0	880.0
Texas A&M Transportation Institute (TTI)	Education Code, Title III, Section 88.603 & 88.803	Identifies and solves transportation problems through research. Develops and implements new technologies for current and future transportation needs. Works closely with the Texas Department of Transportation, as well as local and regional transportation agencies across the state.	\$ 118,330,085	\$ 120,086,455	\$ 4,310,847	\$ 17,211,511	434.7	434.7
Texas A&M Engineering Extension Service (TEEX)	Education Code, Title III, Section 88.501	Provides training, technical assistance, and emergency response to enhance public safety and security. Texas Task Force 1 is deployed for emergency response and search and rescue operations.	\$ 154,336,526	\$ 152,130,356	\$ 15,639,833	\$ 16,009,906	555.2	555.2
Texas A&M Forest Service (TFS)	Education Code, Title III, Section 88.102	Provides wildfire prevention, detection, and suppression services. The Texas Wildfire Protection Plan is the agency's wildfire response model.	\$ 115,072,569	\$ 113,175,193	\$ 107,382,441	\$ 105,261,131	558.2	558.2
Texas A&M Veterinary Medical Diagnostic Laboratory (TVMDL)	Education Code, Title III, Section 88.708	Provides fee-based veterinary medical diagnostic services and drug testing services which contributes to an animal and zoonotic disease surveillance system. Responds to potential high consequence and/or emerging disease events.	\$ 38,078,151	\$ 37,480,410	\$ 17,763,126	\$ 17,843,568	165.0	165.0
Total			\$938,879,412	\$933,542,516	\$374,523,050	\$384,242,018	4,611.90	4,611.90

Section 4

Texas Forest Service
Performance Review and Policy Report Highlights - Senate

Reports & Recommendations	Savings/ (Cost)	Gain/ (Loss)	Fund Type	Included in Introduced Bill	Action Required During Session
Reduce Reliance on General Revenue-Dedicated Accounts for Certification					
<i>This report fulfills House Bill 7, Eighty-third Legislature, 2013, requirements relating to the reduction of reliance on available dedicated revenue for certification of the General Appropriations Act. The report provides an overview of the issue and includes recommendations and options to reduce reliance on General Revenue-Dedicated Accounts, including dedicated revenue appropriated to the Texas Forest Service.</i>					

Section 5

**Texas A&M Forest Service
Rider Highlights - Senate**

- 7. (Modify) **Rural Volunteer Fire Department Assistance Program (Wildfire Protection Plan)**. Recommendation includes modifying rider to limit to seven percent the amount of General Revenue-Dedicated Volunteer Fire Department Assistance Account No. 5064 appropriations that can be used for the administration of grants, to maximize General Revenue-Dedicated No. 5064 for grants.

- 9. (Delete) **10 Strategic Reserve Modules**. Recommendation includes deletion of rider and a decrease in biennial General Revenue appropriations by \$750,000 related to the rider, as item was a one-time appropriation in 2014-15.

- 10. (Delete) **Webb County Firefighting Infrastructure and Vehicles**. Recommendation includes deletion of rider and decrease in biennial General Revenue appropriations by \$1.5 million related to the rider, as item was a one-time appropriation in 2014-15.

Section 6

Texas A&M Forest Service
Items not Included in Recommendations - Senate

Agency Exceptional Items Not Included - In Agency Priority Order		2016-17 Biennial Total	
		GR & GR-Dedicated	All Funds
1. Texas Wildfire Protection Plan - VFD Grants		\$ 23,000,000	\$ 23,000,000
General Revenue funding for grants to rural volunteer fire departments. The request is for an increase in the number of grants which are to be used for equipment.			
2. Texas Wildfire Protection Plan - TIFMAS Grants		\$ 2,000,000	\$ 2,000,000
General Revenue funding for grants for fire departments other than volunteer departments.			
Total, Items Not Included in the Recommendations		\$ 25,000,000	\$ 25,000,000

Section 7

Texas A&M Forest Service
Summary of 10 Percent Biennial Base Reduction Options - Senate

Biennial Reduction Amounts								
Priority	Item	Description/Impact	GR and GR-Dedicated	All Funds	FTEs	Potential Revenue Loss	Reduction as % of Program GR/GR-D Total	Included in Intro Bill?
1	Reduce TWPP Equipment Purchases	The reduction would reduce replacement of dozer and transport trucks for East Texas, according to the agency.	\$3,747,599	\$3,747,599		\$2,560,187	6.6%	No
2	Reduce Fire Department Grants	The reduction would reduce grant assistance provided to volunteer fire departments including training, equipment, and insurance for fire departments.	\$1,574,650	\$1,574,650		\$1,475,000	5.1%	No
3	Reduce TWPP Equipment Purchases	The reduction would further reduce replacement of dozer and transport trucks for the agency.	\$3,747,600	\$3,747,600		\$2,560,187	6.6%	No
4	Reduce Fire Department Grants	The reduction would further reduce grant assistance to volunteer fire departments.	\$1,574,650	\$1,574,650		\$1,475,000	5.1%	No
TOTAL, 10% Reduction Options			\$10,644,499	\$10,644,499		\$8,070,374		

Texas A&M Forest Service
Summary of 10 Percent Biennial Base Reduction Options - Senate
Agency 10% Reduction Options by Category of Reduction

