

**Trusted Programs Within the Office of the Governor
Summary of Recommendations - Senate**

Page I-56

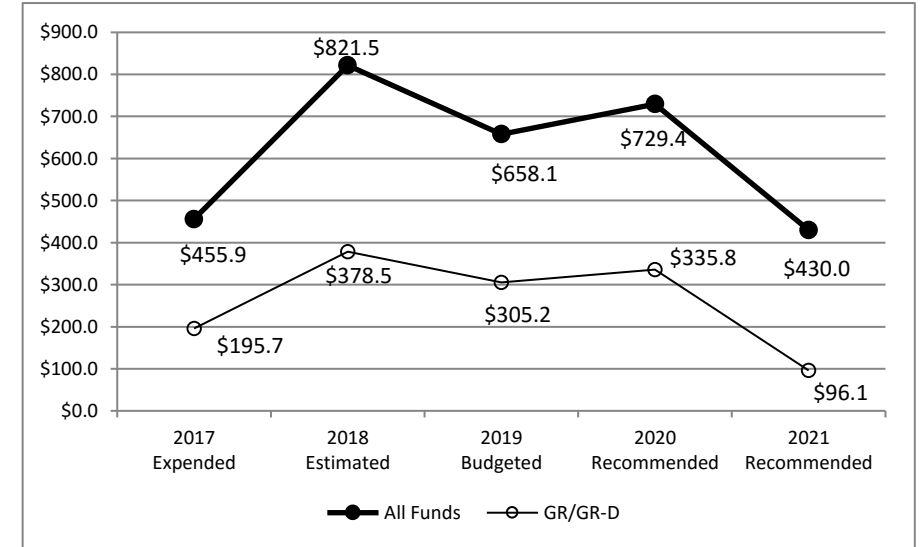
The Honorable Greg Abbott, Governor

Jordan Smith, LBB Analyst

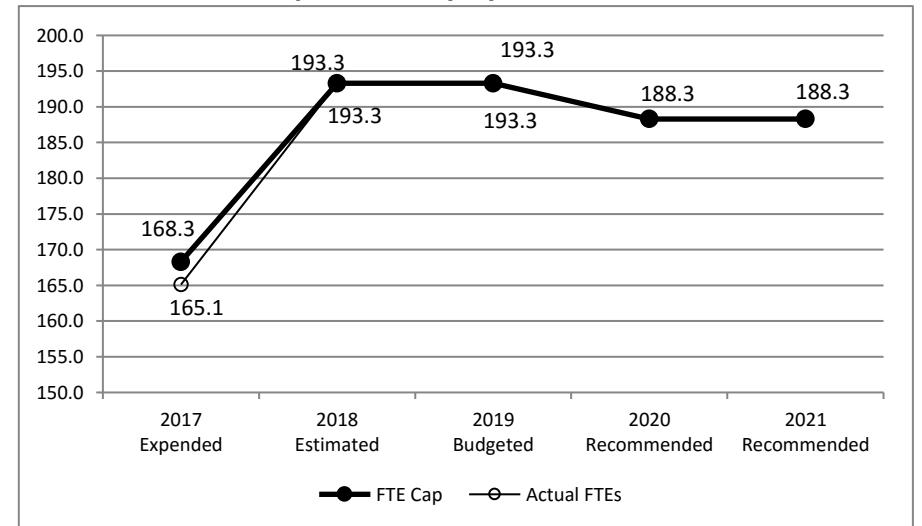
Method of Financing	2018-19 Base	2020-21 Recommended	Biennial Change (\$)	Biennial Change (%)
General Revenue Funds	\$299,951,419	\$237,753,937	(\$62,197,482)	(20.7%)
GR Dedicated Funds	\$383,666,427	\$194,187,306	(\$189,479,121)	(49.4%)
<i>Total GR-Related Funds</i>	<i>\$683,617,846</i>	<i>\$431,941,243</i>	<i>(\$251,676,603)</i>	<i>(36.8%)</i>
Federal Funds	\$618,138,959	\$664,011,180	\$45,872,221	7.4%
Other	\$177,845,971	\$63,432,700	(\$114,413,271)	(64.3%)
All Funds	\$1,479,602,776	\$1,159,385,123	(\$320,217,653)	(21.6%)

	FY 2019 Budgeted	FY 2021 Recommended	Biennial Change	Percent Change
FTEs	193.3	188.3	(5.0)	(2.6%)

Historical Funding Levels (Millions)



Historical Full-Time-Equivalent Employees (FTEs)



The bill pattern for this agency (2020-21 Recommended) represents an estimated 100% of the agency's estimated total available funds for the 2020-21 biennium.

**Trusted Programs Within the Office of the Governor
Summary of Funding Changes and Recommendations - Senate**

Funding Changes and Recommendations for the 2020-21 Biennium compared to the 2018-19 Base Spending Level (in millions)		General Revenue	GR-Dedicated	Federal Funds	Other Funds	All Funds	Strategy in Appendix A
<i>SIGNIFICANT Funding Changes and Recommendations (each issue is explained in Section 3 and additional details are provided in Appendix A):</i>							
A)	Reduction in funding by \$137.5 million in General Revenue and \$68.6 million in General Revenue - Dedicated funds related to unexpended balances carried forward from FY 2017 in to the 2018-19 biennium.	(\$137.5)	(\$68.6)	\$0.0	\$0.0	(\$206.1)	All
B)	Disaster funding appropriated in 2018-19 with Economic Stabilization Funds removed in the 2020-21 biennium.	\$0.0	\$0.0	\$0.0	(\$100.0)	(\$100.0)	A.1.1
C)	Reduction in funding for GR-D Enterprise Fund Account No 5107 related to one-time funding in the 2018-19 biennium.	\$0.0	(\$57.3)	\$0.0	\$0.0	(\$57.3)	C.1.1
D)	Reduction in funding for GR-D Governor's University Research Initiative Account No. 5161 related to one-time funding in the 2018-19 biennium.	\$0.0	(\$53.3)	\$0.0	\$0.0	(\$53.3)	C.1.1
E)	Increase funding by \$50.0 million in General Obligation Bond Proceeds related to bond authority for the Military Revolving Loan Program. The agency is projecting additional loan issuances in this program in the 2020-21 biennium. This increase is offset by a reduction of \$20.0 million in ESF for the Defense Economic Adjustment Assistance Grants program.	\$0.0	\$0.0	\$0.0	\$30.0	\$30.0	B.1.1
F)	Net increase in funding related to projected unexpended balances in GR Hotel Occupancy Tax receipts for tourism in the 2020-21 biennium and unexpended balances carried forward from FY 2017 into the 2018-19 biennium.	\$51.4	\$0.0	\$0.0	\$0.0	\$51.4	C.1.1
G)	Increase General Revenue by \$6.0 million related to a partial MOF swap with GRD Criminal Justice Planning Account No. 421 due to declining account balances.	\$6.0	(\$10.4)	\$0.0	\$0.0	(\$4.4)	B.1.1, B.1.3
H)	Reduce funding for Interagency Contracts due to National Incident Based Reporting System grants transferred and expended in the 2018-19 biennium.	\$0.0	\$0.0	\$0.0	(\$11.6)	(\$11.6)	B.1.1
I)	Provide General Revenue for economic development and tourism programs	\$20.0	\$0.0	\$0.0	\$0.0	\$20.0	C.1.1

**Trusted Programs Within the Office of the Governor
Summary of Funding Changes and Recommendations - Senate**

Funding Changes and Recommendations for the 2020-21 Biennium compared to the 2018-19 Base Spending Level (in millions)		General Revenue	GR-Dedicated	Federal Funds	Other Funds	All Funds	Strategy in Appendix A
<i>OTHER Funding Changes and Recommendations (these issues are not addressed in Section 3 but details are provided in Appendix A):</i>							
J)	Increase federal funding primarily related to the Crime Victims Assistance Grants and the Homeland Security Grant Program.	\$0.0	\$0.0	\$45.9	\$0.0	\$45.9	B.1.1, B.1.3
K)	Reduction in funding related to one-time funding provided by Economic Stabilization Funds for Bullet-Resistant Vest Grants.	\$0.0	\$0.0	\$0.0	(\$25.0)	(\$25.0)	B.1.1, C.1.1
L)	Reduce funding to remove revolving loan repayments for the Small Business Incubator and Texas Product Development Funds.	\$0.0	\$0.0	\$0.0	(\$6.9)	(\$6.9)	C.1.1
M)	A net reduction in General Revenue due to net lower agency requests for certain grant programs.	(\$1.1)	\$0.0	\$0.0	\$0.0	(\$1.1)	A.1.2, B.1.1, B.1.3
N)	Decrease in General Revenue due to removal of one-time funding for first responder grants.	(\$1.0)	\$0.0	\$0.0	\$0.0	(\$1.0)	B.1.3
O)	Miscellaneous Appropriated Receipts and Interagency Contracts related to disaster and criminal justice grants.	\$0.0	\$0.0	\$0.0	(\$0.9)	(\$0.9)	A.1.1, B.1.1
TOTAL SIGNIFICANT & OTHER Funding Changes and Recommendations (in millions)		(\$62.2)	(\$189.6)	\$45.9	(\$114.4)	(\$320.3)	As Listed
<i>SIGNIFICANT & OTHER Funding Increases</i>		\$77.4	\$0.0	\$45.9	\$30.0	\$153.3	As Listed
<i>SIGNIFICANT & OTHER Funding Decreases</i>		(\$139.6)	(\$189.6)	\$0.0	(\$144.4)	(\$473.6)	As Listed

NOTE: Totals may not sum due to rounding.

**Trusted Programs Within the Office of the Governor
Selected Fiscal and Policy Issues - Senate**

1. **Funding Overview.** In general, recommendations for the 2020-21 biennium reflect funding maintained at 2018-19 appropriated amounts for most programs. Because of the agency's broad authority to carry forward unexpended balances across biennia, the 2018-19 base budget is increased by significant FY2017 unexpended balances carried forward into the 2018-19 biennium. Across the agency, these unexpended balances total \$137.5 million in General Revenue (not including \$14.9 million in GR 5003 Hotel Occupancy Tax Deposits) and \$68.6 million in General Revenue-Dedicated. These unexpended balance amounts are removed for most funds in 2020-21 biennium recommendations. According to the agency, all unexpended balances are expected to be expended in the current biennium; however, as discussed further in the following items, historically there have been significant unexpended balances carried forward.

Recommendations, in general, reflect the following approaches:

- Unexpended balances and additional revenues included in base budget removed.
- One-time appropriations in 2018-19 biennium removed.
- Eliminate \$90.0 million of the \$110.0 million in unallocated General Revenue appropriated to Strategy C.1.1.
- Do not appropriate Economic Stabilization Funds, but substitute alternative funding where appropriate
- Identify potential unexpended balances to fund programs, like Texas Enterprise Fund (TEF).
- Fund other programs with dedicated revenues based on estimates of those revenues.

Trusted Programs, All Funds – 2018-19 Appropriated, 2018-19 Budgeted, and 2020-21 Recommended (in millions)

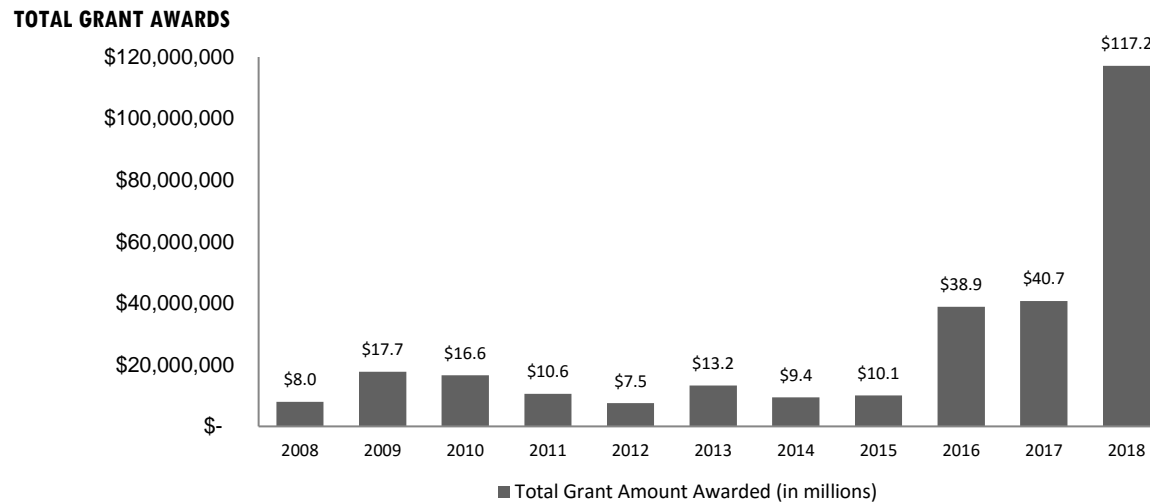
Goal	2018-19 Appropriated	2018-19 Bud./Exp.	2020-21 Recommended	2020-21 Rec. to 2018-19 Approp.	2020-21 Rec. to 2018-19 Bud./Exp.
Goal A, Grant Assistance and Programs	\$116.4	\$145.0	\$5.5	(\$110.9)	(\$139.5)
Goal B, Criminal Justice Activities	\$768.0	\$905.6	\$807.0	\$39.0	(\$98.6)
Goal C, Economic Development and Tourism	\$317.0	\$429.0	\$347.0	\$30.0	(\$82.0)
GRAND TOTAL, ALL GOALS	\$1,201.4	\$1,479.6	\$1,159.4	(\$42.0)	(\$320.2)

2. **Disaster Funding.** Disaster grants are appropriated all unexpended balances from the 2018-19 biennium, including balances from new disaster grant funding provided in supplemental appropriations for fiscal year 2019 by the 86th Legislature. In the 2018-19 biennium, the agency was appropriated \$110.0 million in Economic Stabilization Funds (ESF) and \$26.5 million in unexpended balances of General Revenue were carried forward from fiscal year 2017 into fiscal year 2018. Of the ESF appropriation, \$10.0 million was directed to be transferred to Tarleton State University for disaster recovery related activities.

The agency awarded \$117.2 million in FY 2018 in disaster awards. Approximately \$27.2 million in awards were made to the Texas Division of Emergency Management (TDEM) at the Department of Public Safety and were primarily related to Hurricane Harvey. Additional Hurricane Harvey related awards were made to the City of Houston for \$50.0 million, Texas Military Department for \$30.0 million, and General Land Office for \$10.0 million.

In fiscal year 2018 the agency received reimbursements for previous grant awards by the Texas Military Department for \$21.7 million and Department of Public Safety for \$26.7 million. The agency projects to award the remaining balance of disaster funds, \$57.7 million, for disaster awards in FY 2019. The agency’s 2020-21 baseline request for funds includes \$26.6 million in General Revenue. The agency also requested an exceptional item of \$100.0 million in ESF.

History of Disaster Grant Expenditures



Source: Office of the Governor (as of 9/20/18)

3. **Economic Development and Tourism Goal.** Recommendations include \$347.0 million in All Funds in the 2020-21 biennium for Strategy C.1.1., Create Jobs and Promote Texas. In the 2018-19 biennium, Goal C, Economic Development and Tourism combined what was previously six distinct strategies into one, the current Strategy C.1.1., Create Jobs and Promote Texas. Previously, independent strategies existed for Economic Development, Tourism, Film and Music Marketing, the Texas Enterprise Fund, Military Preparedness, and the University Research Initiative. The intent of this consolidation was to give the agency the ability to fund the economic development and tourism grant programs with more flexibility by allowing latitude to shift funds among the programs at their discretion. Accordingly, the 85th Legislature appropriated \$110.0 million in General Revenue to this strategy that was not earmarked for a particular program.

Recommendations reduce the allocation of non-earmarked General Revenue to \$20.0 million in the 2020-21 biennium. Other funds that are statutorily restricted to certain programs are identified in Rider 29, Create Jobs and Promote Texas. The agency has requested the deletion of this rider, however recommendations continue this rider and have updated the allocated funding amounts based on 2020-21 recommendations.

The following table describes 2018-19 appropriations to Strategy C.1.1, including how the agency allocated the \$110.0 million. It also shows how unexpended balances and revenue increased funding to amounts budgeted by the agency, and the 2020-21 recommended funding levels by program. Significant program recommendations are described later in this section.

Strategy C.1.1 – 2018-19 Appropriations Allocation and 2020-21 Recommendations, by Program (in millions)

	2018-19 Allocated Appropriations	+	2018-19 Unallocated GR Appropriations	+	FY2017 UB Carried- forward	+	2018-19 Revenue	=	2018-19 as Budgeted by OOG	2020-21 Recommended
Defense Econ. Adjust. Assistance Grants	\$20.0		\$3.6		-		-		\$23.6	\$0.0 + UB
Military Value Revolving Loan Program ²	\$0.0		\$0.0		-		-		\$0.0	\$51.4 + UB
Texas Enterprise Fund (TEF) ¹	\$86.0		\$60.0		\$7.9		\$3.3		\$157.3	\$100.0 + UB
University Research Initiative (GURI) ¹	\$5.6		\$40.0		\$6.9		\$0.8		\$53.3	\$0.0 + UB
Texas Business Development	\$32.4		\$5.2		\$38.2		-		\$75.8	\$50.9 + UB
Texas Film and Music Marketing ³	\$22.0		\$0.4		\$44.8		-		\$67.2	\$22.9 + UB
Texas Tourism ⁴	\$35.6		\$0.8		\$15.4		-		\$51.8	\$101.8 + UB
Spaceport ⁵	\$5.4		-		-		-		\$0.0	\$0.0 + UB
Unallocated 2020-21 GR	-		-		-		-		-	\$20.0
Total	\$207.0		\$110.0		\$107.8		\$4.1		\$429.0	\$347.0 + UB
			2018-19 Total C.1.1 = \$317m							

- (1) Recommendations include all estimated UB.
- (2) Recommendations include \$50.0m in bond proceeds.
- (3) Recommendations are contingent on available UB balances.
- (4) \$62.3 million in HOT balances are provided above the line in 2020-21 recommendations.
- (5) Spaceport funding was transferred to the Spaceport Trust Fund outside the treasury in the 2018-19 base budget.

Texas Military Preparedness Commission. Recommendation include \$50.0 million in bond proceeds for the Texas Military Revolving Loan program. The agency has authority to issue general obligation bonds for the Texas Military Revolving Loan program (Article III, Sec. 49(n) of the Texas Constitution) for loans to defense communities for economic development projects at the Texas Military Preparedness Commission. According to the agency, multiple communities have shown interest in utilizing the loan program in the 2020-21 biennium. The available general obligation bond authority of \$202.3 million for the Military Value Revolving Loan program could be used to provide infrastructure improvement loans to military communities anticipated to be affected by a BRAC.

Recommendations do not include the agency request of \$20.0 million in Economic Stabilization Funds (ESF) for the Defense Economic Adjustment Assistance Grant (DEAAG) Program in the 2020-21 biennium. In the 2018-19 biennium, the agency was appropriated \$20.0 million in ESF and allocated \$3.6 million in unallocated General Revenue within Strategy C.1.1 for grants to fund infrastructure improvements and potentially prevent Texas from being negatively impacted in the event of a Base Realignment and Closure (BRAC) by the Department of Defense. In 2018-19, nine awards were made to eight defense communities, ranging from \$0.1 million to \$5.0 million each award.

Texas Enterprise Fund (TEF) and Governor’s University Research Initiative (GURI). Recommendations for the TEF and GURI Programs include appropriation of projected unexpended balances only in the 2020-21 biennium, which is estimated to be \$0 for GURI and \$100.0 million for TEF. Recommendations do not include \$100.0 million in one-time revenue included in the 2018-19 base, which was transferred from General Revenue to the General Revenue-Dedicated Texas Enterprise Fund Account No. 5107 (\$60.0 million) and the General Revenue-Dedicated Governor’s University Research Initiative Fund Account No. 5161 (\$40.0 million). According to the agency, no balances will remain in the TEF at the end of fiscal year 2019.

Texas Enterprise Fund

Recommendations include an estimated \$100.0 million in GR-Dedicated Texas Enterprise Fund Account No. 5107 in the 2018-19 biennium from unexpended balances remaining and carried forward from the 2018-19 biennium. The \$157.3 million appropriated in the 2018-19 biennium for TEF included:

- \$86.0 million in unexpended balances carried forward from FY 2017 included in agency appropriations;
- \$7.9 million in additional unexpended balances above appropriated amounts carried forward from FY 2017;
- \$60.0 million in flexible Goal C appropriations transferred from General Revenue; and
- \$3.3 million in revenues, interest earnings, and clawbacks of funding from grant terminations.

According to the agency, as of December 31, 2018, TEF has announced 10 awards totaling \$14.9 million and created an estimated 3,441 jobs in the 2018-19 biennium. The agency indicated the remaining \$142.4 million will be awarded in FY 2019.

Over the past five biennia, the agency averaged \$50.0 million in TEF awards each biennia. Awards in FY 2018 are approximately \$14.9 million. Based on prior trends, recommendations estimate the projected 2018-19 award amount to increase to \$57.3 million for the biennium.

	2008-09	2010-11	2012-13	2014-15	2016-17	Trusteed Estimate 2018-19	Recommendations Estimate 2018-19
TEF Award Offer	\$32.4	\$35.3	\$55.8	\$79.6	\$47.1	\$157.3	\$57.3

(Award amounts shown in millions)

Governor’s University Research Initiative

Recommendations reduce the appropriation to unexpended balances, estimated by the agency to be \$0, for GURI awards. The \$53.3 million appropriated in the 2018-19 biennium for GURI included:

- \$5.6 million in unexpended balances carried forward from FY 2017 included in agency appropriations;
- \$6.9 million in additional unexpended balances above appropriated amounts carried forward from FY 2017;
- \$40.0 million in flexible Goal C appropriations transferred from General Revenue; and
- \$0.8 million in revenues, interest earnings, and clawbacks of funding from grant terminations.

According to the agency, in FY 2018, GURI made nine awards to institutions of higher education: The University of Texas at Arlington (1), the University of Houston (2), Texas Tech University (1), and Texas A&M University (5), totaling \$26.7 million. No awards have been announced in the first four months of FY 2019, however, the agency has indicated the remaining \$26.6 million will be awarded in FY 2019 and that no balances will remain in the GURI fund at the end of FY 2019. The agency has requested \$34.4 million in new General Revenue in their baseline funding request to fund additional grants.

Fiscal Year 2018 GURI Awards

Institution	# of Awards	Award Amount (in millions)	Research Purpose
Texas A&M – College Station	5	\$17.0	Nanotechnology; Biomedical Imaging; Computer Modeling; Adaptive Structures and AI; and Electrochemical Energy Storage
University of Houston – Houston	2	\$2.7	Oil and gas extraction and reservoir recovery
Texas Tech University	1	\$5.0	Plant genomics
University of Texas - Arlington	1	\$2.0	N/A
Total	9	\$26.7	

Economic Development and Tourism. Recommendations include \$96.5 million in General Revenue Hotel Occupancy Tax Deposits Account No. 5003 (GR Account 5003) in the 2020-21 biennium, which is the same amount appropriated in the 2018-19 biennium (\$34.2 million) plus projected unobligated balances from the 2018-19 biennium (\$62.3 million). Statute requires that one-half of one percent of revenue derived from the collection of hotel occupancy taxes be deposited in to a special fund (GR Account 5003) for tourism related media advertising and other marketing activities. GR Account 5003 is appropriated to the agency for utilization by the Economic Development and Tourism office.

In the 2018-19 biennium, appropriated amounts were reduced by half and rider language was added directing the agency to seek one-to-one funding with the tourism industry, local governments, or non-profit organizations for the tourism program. The agency’s fiscal year 2018 report on the partnerships used for the advancement of the state’s tourism promotion indicated \$599,069 in total gifts, grants, donations, and expenditures through these partnerships.

Rider language allows the agency to carry forward unexpended balances across biennia, approximately \$16.5 million from fiscal year 2017 into the 2018-19 biennium. The rider was modified in the 2018-19 GAA to disallow access to additional revenues above appropriated amounts in each fiscal year. According to data provided by the Comptroller’s office, those additional revenues are collected as un-appropriated balances within GR Account 5003 and are projected to be \$29.9 million in fiscal year 2018 and \$32.4 million in 2019. Recommendations continue the agency’s access to these balances and appropriates them above the line. Additional rider language has been added to prioritize the spending of the projected UB balances for marketing to disaster affected areas of the state.

4. **Border Security Funding.** Recommendations include \$52.0 million in General Revenue-related funds in the 2020-21 biennium for these same programs, a \$0.7 million All Funds decrease from the 2018-19 biennium.

- Recommendations include the agency’s request to reallocate funds among certain programs and increase General Revenue appropriations in place of General Revenue-Dedicated Criminal Justice Planning Account No. 421 due to declining balances in the account.
- Recommendations include the agency request to remove funding from Helicopter Operations of \$6.0 million. This item was originally intended to support an interagency contract between Texas Military Department (TMD) and the Department of Public Safety (DPS) allowing TMD to participate in border flight operations. According to the agency, it has since been determined that TMD’s participation in this manner was not adequately supporting mission objectives and the funds are being reallocated to other border security priorities.

Allocation of Border Security Funding, by Rider	Appropriated 2018-19	Method of Finance	Requested 2020-21	Method of Finance
Rider 18. Border Security Operations. Grants to local law enforcement agencies to support Operation Border Star. This funding may also be used to assist with the humane processing of the remains of undocumented migrants.	\$6,000,000 \$6,000,000	GR-D 421 GR	\$0 \$14,626,000	GR-D 421 GR
Rider 21. Grants for Local Border Security. Grants to local law enforcement agencies to support Operation Border Star. This funding may also be used to assist with the humane processing of the remains of undocumented migrants.	\$10,200,000	GR	\$10,200,000	GR
Rider 23. Enhanced Border Security				
Helicopter Operations. Support for an interagency contract with TMD and DPS allowing TMD to participate in border flight operations.	\$6,000,000	GR	\$0	GR
Border Cameras. An interagency contract with TMD for the installation and maintenance of border cameras.	\$3,000,000	GR	\$3,000,000	GR
Rider 24. Anti-Gang Programs. Grants for anti-gang programs	\$10,200,000	GR	\$14,200,000	GR
Rider 27. Grants for NIBRS. Grants to local law enforcement agencies for upgrading technology infrastructure to implement incident based reporting.	\$11,300,000	GR-D 5153	\$10,000,000	GR-D 5153
Total	\$52,700,000		\$52,026,000	

5. **National Incident Based Reporting System (NIBRS).** Recommendations include \$10.0 million in GR-Dedicated Emergency Radio Infrastructure Account No. 5153 in fiscal year 2020 in Strategy B.1.1, Criminal Justice related to grants for local law enforcement entities to implement NIBRS. This is a decrease of \$1.3 million appropriated in the 2018-19 biennium.

Recommendations do not include the agency request to modify Rider 27 language to make the allowable use of the funds more permissive to include grants being allowable to “maintain interoperable communication systems”. This agency request is based on stakeholder concerns related to sustaining an aging emergency communications infrastructure as identified by the Department of Public Safety in the Texas Statewide Communications Interoperability Plan (SCIP). While such an expanded use aligns more closely with the statutory intent of the Account 5153 funds, it would be a significant departure from the legislature’s decision to dedicate these funds to statewide NIBRS deployment.


6. **Bullet Proof Vest Program.** Recommendations include \$5.0 million in General Revenue reallocated in the agency's base request from the Criminal Justice Division to this program to fulfill what the agency states is the remaining need for grants to law enforcement agencies seeking assistance for the purchase of rifle-resistant body armor. In the 2018-19 biennium, \$25.0 million in Economic Stabilization Funds were appropriated to fund grants to local law enforcement agencies and/or the Department of Public Safety for the purchase of bullet-resistant personal body armor compliant with the National Institute of Justice (NIJ) standard for rifle protection. In fiscal year 2018, \$22.8 million in awards were made among 452 grants. The agency plans to spend the remaining \$2.2 million on awards in fiscal year 2019.

7. **Governor's School and Firearm Safety Plan.** In May 2018, the Governor published the School and Firearm Safety Action Plan incorporating feedback from school and law enforcement officials, mass shooting survivors, and people impacted by gun violence. Within those recommendations, multiple activities were identified that would utilize funding provided through the Governor's Criminal Justice Division (CJD). That funding would consist of General Revenue-Dedicated Criminal Justice Planning Account No. 421 and Victims of Crime Act (VOCA) Federal Funds. According to the Governor's office, as of August 30, 2018, the CJD has provided an estimated \$6.9 million in grants. These grants have been awarded to 12 different entities including school districts, cities, counties, local mental health authorities, state agencies, and law enforcement entities. Some of these funds provided immediate assistance to the Santa Fe community following the shooting. Recommendations do not include any specific funds in the 2020-21 biennium to be directed towards this purpose, however, according to the agency, future state and VOCA funds will be directed towards mental health and crime reduction projects in the 2020-21 biennium.

Trusted Programs Within the Office of the Governor

Summary of Federal Funds (2020 - 21) - Senate

Total \$664.0M

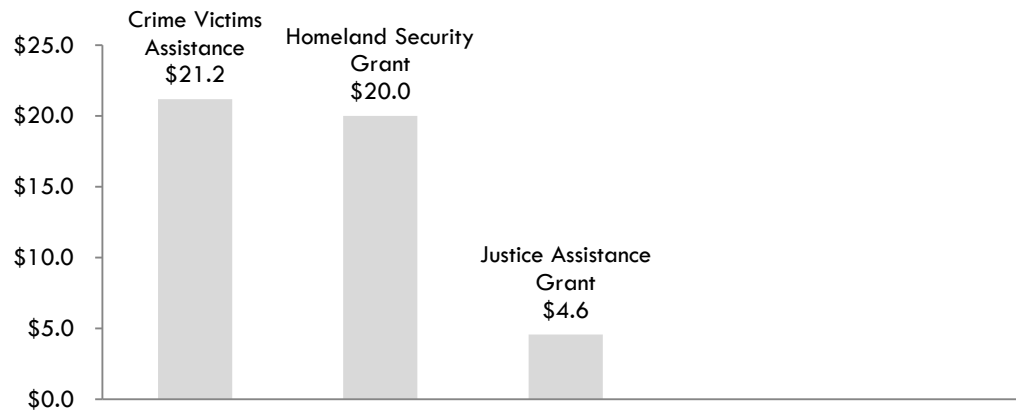


Selected Federal Fiscal and Policy Issues

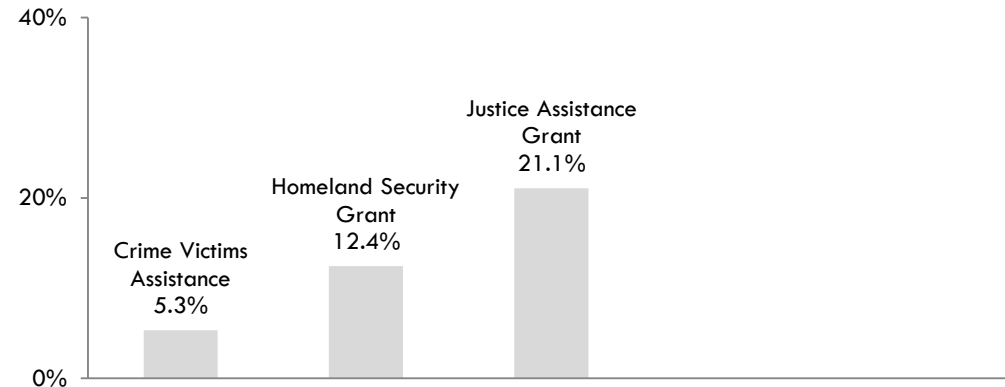
1. Fluctuations in federal program funding have resulted in higher state awards for certain programs. These higher funding levels are expected to continue into the next biennium.

Programs with Significant Federal Funding Changes from 2018 - 19

Program Change-by Amount (In Millions)



Program Change-by Percentage



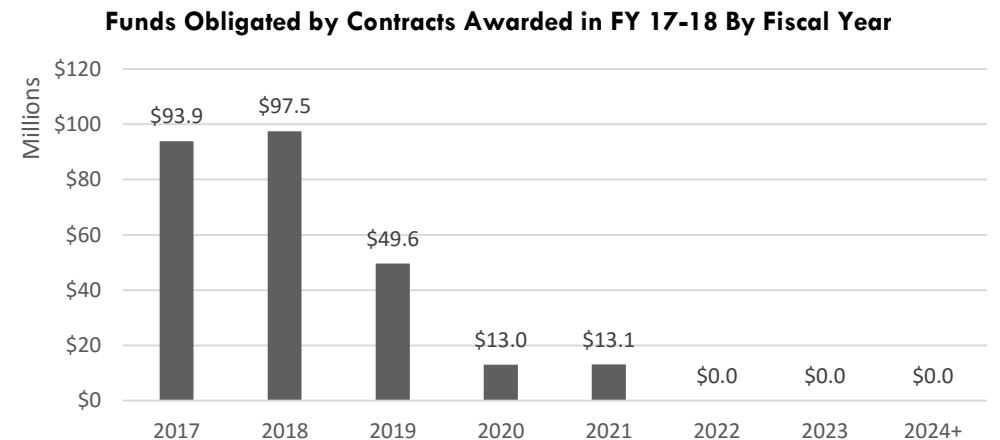
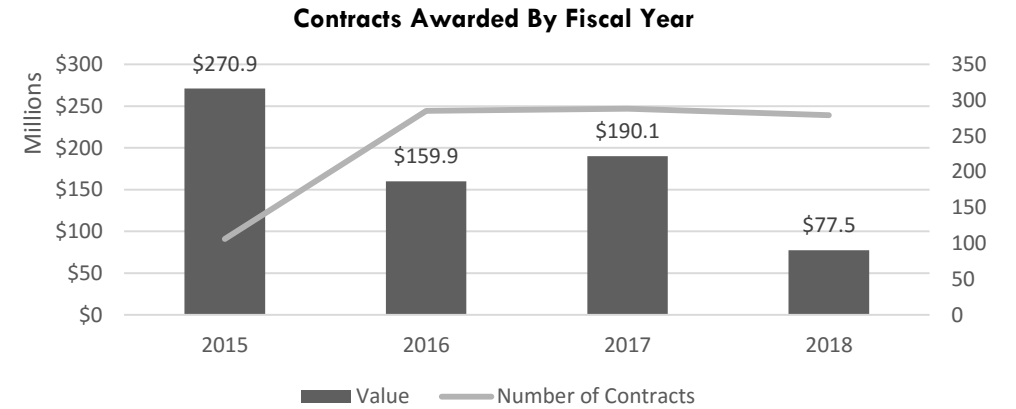
Office of the Attorney General
Contracting Highlights

As of 8/31/2018, the Office of the Attorney General had 285 active procurement contracts valued at \$517.4 million and one revenue generating contract valued at \$158.2 million.

Summary of Contracts Awarded in Fiscal Years 2017-2018 and Reported to LBB Contracts Database¹

(Dollar values rounded to the nearest tenth of a million)

	Number	Total Value	Average Value	% of total
Procurement Contracts	567	\$ 267.6	\$ 0.5	100%
Award Method				
Total Competitive Contracts	458	\$ 132.4	\$ 0.3	49.5%
Total Non-Competitive	109	\$ 135.2	\$ 1.2	50.5%
Sole Source	11	\$ 1.9	\$ 0.2	0.7%
Interagency Agreement	98	\$ 133.3	\$ 1.4	49.8%
Procurement Category				
Other Services	488	\$ 173.6	\$ 0.4	64.9%
Information Technology	56	\$ 62.4	\$ 1.1	23.3%
Goods	18	\$ 30.9	\$ 1.7	11.5%
Construction	1	\$ 0.4	\$ 0.4	0.1%
Lease/Rental	2	\$ 0.2	\$ 0.1	0.1%
Consulting	2	\$ 0.2	\$ 0.1	0.1%
Revenue Generating Contracts	0	\$ -	\$ -	100%



¹These figures reflect the total value of reported contracts awarded in FY 17-18 and reported to the LBB contracts database. Values can include planned expenditures for subsequent years and represent the amounts contracted which may include funds from sources other than appropriated or General Revenue Funds.

Office of the Attorney General
Contracting Highlights

(Dollar values rounded to the nearest tenth of a million)

Largest Active Contracts from Previous Fiscal Years	Award Method	Total Value	% Change*	Award Date	Length	Renewals	Vendor
1 Software Design, Development and Implement T2	Competitive	\$ 161.0	63.9%	10/08/10	10 years	5	Accenture
2 HHSC-IAC-Third Party Recovery	Interagency	\$ 158.2	231.3%	08/28/15	6 years	1	Health and Human Services Comm.
3 State Disbursement Unit and Payment Card Services	Competitive	\$ 44.7	0.0%	03/25/15	4 years	0	Systems & Methods Inc
4 Network Managed Services	Interagency	\$ 33.2	291.0%	09/01/15	4 years	2	Dept. of Information Resources
5 Telecommunication Services	Interagency	\$ 22.7	296.5%	09/01/15	4 years	3	AT&T Corp

Largest Competitive Contracts Awarded in FY 17-18

1 OAG Bulk Purchase Initiative	Competitive	\$ 16.0	-0.3%	08/24/17	1 year	1	GTS Technologies Solutions Inc
2 TXCES 2.0 Integrated Infrastructure Services ²	Competitive	\$ 14.0	1.8%	04/28/17	1 year	1	Accenture LLP
3 Bond Paper	Competitive	\$ 9.3	0.0%	04/13/17	1 month	0	TIBH Industries Inc
4 Employer Repository Maintenance & Income Withholding	Competitive	\$ 5.4	0.0%	12/12/16	6 years	0	Stellarware
5 CVS Web Portal Project	Competitive	\$ 3.5	0.0%	11/22/16	3 years	0	Adjacent Technologoes Inc

Largest Non-Competitive Contracts Awarded in FY 17-18

1 Harris County Integrated Child Support System FY-17-21	Interagency	\$ 15.4	0.0%	09/01/16	5 years	0	Harris County
2 Office of Court Administration - FY18-19	Interagency	\$ 15.0	0.0%	09/01/17	2 years	0	Office of Court Administration
3 Tarrant Cty Integrated ChildSupportSystemFY-17-21	Interagency	\$ 9.9	0.0%	09/01/16	5 years	0	Tarrant County
4 Paper load	Interagency	\$ 9.3	0.0%	07/25/17	1 month	0	TIBH Industries Inc
5 Bonding Paper	Interagency	\$ 9.3	0.0%	03/26/18	1 month	0	TIBH Industries Inc

*Note: The percent change is the difference in contract value between initial the award amount and the current contract value. This calculation includes contract amendments and renewals.

²Recently executed 6 month extension is not yet uploaded to contracts database

**Trusted Programs Within the Office of the Governor
Rider Highlights - Senate**

Modification of Existing Riders

19. **Internet Crimes Against Children Task Forces.** Recommendations add language specifying the priority for the awarding of grant funds for programs within local units of government.
21. **Grants for Local Border Security.** Recommendations add language modifying language from specifying the utilization of grants by “law enforcement agencies” to “units of local government”.
23. **Enhanced Border Security.** Recommendations modify this rider to delete funding utilized for border security helicopter operations.
29. **Create Jobs and Promote Texas.** In subsection (a), recommendations add language directing the utilization of appropriated unexpended balances to be spent towards areas impacted by disasters. In subsection (c), recommendations remove language transferring appropriations to the Spaceport Trust Fund held outside the treasury.

Deleted Riders

30. **Grants to Reimburse First Responder Agencies.** Recommendations include deleting this rider as the agency reported difficulty in finding eligible applicants for these grant funds.

**Trusted Programs Within the Office of the Governor
Items Not Included in Recommendations - Senate**

	2020-21 Biennial Total			Information Technology Involved?	Contracting Involved?	Estimated Continued Cost 2022-23
	GR & GR-D	All Funds	FTEs			

Agency Exceptional Items Not Included (in agency priority order)

1)	Additional Economic Stabilization Funds for Disaster Funding.	\$0	\$100,000,000	0.0	No	No	\$0
2)	Additional Economic Stabilization Funds for the Defense Economic Adjustment Assistance Grants Program.	\$0	\$20,000,000	0.0	No	No	\$0

Agency Requested Rider Revisions Not Included

3)	Additional General Revenue to grants for local border security, reallocated from grants to first responders.	\$1,000,000	\$1,000,000	0.0	No	No	\$0
4)	Modify Rider 2, Disaster and Deficiency Grants to eliminate the \$200,000 threshold for payment of claims.	\$0	\$0	0.0	No	No	\$0
5)	Delete Rider 6, Reporting Requirement: Criminal Justice Division to eliminate reporting division activities to the Legislative Budget Board	\$0	\$0	0.0	No	No	\$0
6)	Modify Rider 11, Appropriation of Unexpended Balances, Revenue and Interest Earnings, to remove the exception for the collection of additional revenues in certain General Revenue - Dedicated and Other Fund accounts.	\$0	\$0	0.0	No	No	\$0
7)	Modify Rider 12, Drug Court Grants to remove language directed the Comptroller to reduce appropriation authority if actual and/or project revenue does not meet targets for GR-D No. 5174.	\$0	\$0	0.0	No	No	\$0

**Trusted Programs Within the Office of the Governor
Items Not Included in Recommendations - Senate**

		2020-21 Biennial Total			Information Technology Involved?	Contracting Involved?	Estimated Continued Cost 2022-23
		GR & GR-D	All Funds	FTEs			
8)	Modify Rider 21, Grants for Local Border Security to remove language require the Department of Public Safety and the Legislative Budget Board to work with the Governor's office to set standards for Border Security grants.	\$0	\$0	0.0	No	No	\$0
9)	Modify Rider 27, Grants for National Incident Based Reporting System to make the grants more permissive in their allowable uses.	\$0	\$0	0.0	No	No	\$0
10)	Delete Rider 29, Create Jobs and Promote Texas to remove language identifying appropriation amounts and uses for funds in Strategy C.1.1.	\$0	\$0	0.0	No	No	\$0
TOTAL Items Not Included in Recommendations		\$1,000,000	\$121,000,000	-			\$0

**Trusted Programs Within the Office of the Governor
Appendices - Senate**

Table of Contents		
Appendix	Appendix Title	Page
A	Funding Changes and Recommendations by Strategy	18
B	Summary of Federal Funds	23
C	FTE Highlights	24
D	Performance Measure Highlights	*
E	Summary of Ten Percent Biennial Base Reduction Options	25

* Appendix is not included - no significant information to report

**Trusted Programs Within the Office of the Governor
Funding Changes and Recommendations - Senate, by Strategy -- ALL FUNDS**

Strategy/Goal	2018-19 Base	2020-21 Recommended	Biennial Change	% Change	Comments
DISASTER FUNDS A.1.1	\$126,828,288	\$0	(\$126,828,288)	(100.0%)	
AGENCY GRANT ASSISTANCE A.1.2	\$8,992,426	\$1,500,000	(\$7,492,426)	(83.3%)	
DISABILITY ISSUES A.2.1	\$3,650,399	\$1,535,166	(\$2,115,233)	(57.9%)	
WOMEN'S GROUPS A.2.2	\$1,287,019	\$452,648	(\$834,371)	(64.8%)	
STATE-FEDERAL RELATIONS A.2.3	\$4,203,749	\$1,970,884	(\$2,232,865)	(53.1%)	
Total, Goal A, GRANT ASSISTANCE AND PROGRAMS	\$144,961,881	\$5,458,698	(\$139,503,183)	(96.2%)	
CRIMINAL JUSTICE B.1.1	\$699,872,187	\$590,346,466	(\$109,525,721)	(15.6%)	
COUNTY ESSENTIAL SERVICE GRANTS B.1.2	\$4,644,964	\$2,340,666	(\$2,304,298)	(49.6%)	
HOMELAND SECURITY B.1.3	\$201,082,268	\$214,286,180	\$13,203,912	6.6%	
Total, Goal B, CRIMINAL JUSTICE ACTIVITIES	\$905,599,419	\$806,973,312	(\$98,626,107)	(10.9%)	
CREATE JOBS AND PROMOTE TEXAS C.1.1	\$429,041,476	\$346,953,113	(\$82,088,363)	(19.1%)	
Total, Goal C, ECONOMIC DEVELOPMENT AND TOURISM	\$429,041,476	\$346,953,113	(\$82,088,363)	(19.1%)	
Grand Total, All Strategies	\$1,479,602,776	\$1,159,385,123	(\$320,217,653)	(21.6%)	Recommendations reflect the agency's request for funding at or below 2018-19 appropriated levels across most strategies.
					Recommendations include a decrease of \$62.2 million in General Revenue Funds; a decrease of \$189.5 million in General Revenue-Dedicated Funds; an increase of \$45.9 million in Federal Funds; and a decrease of \$114.4 million in Other Funds.

**Trusted Programs Within the Office of the Governor
Funding Changes and Recommendations - Senate, by Strategy -- GENERAL REVENUE FUNDS**

Strategy/Goal	2018-19 Base	2020-21 Recommended	Biennial Change	% Change	Comments
DISASTER FUNDS A.1.1	\$26,632,185	\$0	(\$26,632,185)	(100.0%)	Recommendations reflect \$26.6 million in previous unexpended balances carried forward in to the 2018-19 biennium and expended.
AGENCY GRANT ASSISTANCE A.1.2	\$8,992,426	\$1,500,000	(\$7,492,426)	(83.3%)	Recommendations reflect funding at the 2018-19 appropriated level with a \$0.8 million reduction due to lower agency requested funding.
DISABILITY ISSUES A.2.1	\$3,650,399	\$1,535,166	(\$2,115,233)	(57.9%)	Recommendations reflect funding at the 2018-19 appropriated level.
WOMEN'S GROUPS A.2.2	\$1,287,019	\$452,648	(\$834,371)	(64.8%)	Recommendations reflect funding at the 2018-19 appropriated level.
STATE-FEDERAL RELATIONS A.2.3	\$4,011,749	\$1,778,884	(\$2,232,865)	(55.7%)	Recommendations reflect funding at the 2018-19 appropriated level.
Total, Goal A, GRANT ASSISTANCE AND PROGRAMS	\$44,573,778	\$5,266,698	(\$39,307,080)	(88.2%)	
CRIMINAL JUSTICE B.1.1	\$77,879,521	\$35,333,300	(\$42,546,221)	(54.6%)	Recommendations reflect funding at the 2018-19 appropriated level with a \$0.5 million reduction due to lower agency requested funding.
COUNTY ESSENTIAL SERVICE GRANTS B.1.2	\$4,644,964	\$2,340,666	(\$2,304,298)	(49.6%)	Recommendations reflect funding at the 2018-19 appropriated level.
HOMELAND SECURITY B.1.3	\$31,522,904	\$31,400,000	(\$122,904)	(0.4%)	Recommendations reflect funding at the 2018-19 appropriated level with: 1) A \$6.0 million increase due to a MOF swap with GR-D Criminal Justice Planning Account No. 421; and 2) A \$0.2 million reduction due to lower agency requested funding.
Total, Goal B, CRIMINAL JUSTICE ACTIVITIES	\$114,047,389	\$69,073,966	(\$44,973,423)	(39.4%)	

**Trusted Programs Within the Office of the Governor
Funding Changes and Recommendations - Senate, by Strategy -- GENERAL REVENUE FUNDS**

Strategy/Goal	2018-19 Base	2020-21 Recommended	Biennial Change	% Change	Comments
CREATE JOBS AND PROMOTE TEXAS C.1.1	\$141,330,252	\$163,413,273	\$22,083,021	15.6%	Recommendations include funding at the 2018-19 appropriated level in General Revenue with reductions due to: 1) \$60.0 million in one-time funding transferred to GR-D 5107 Texas Enterprise Fund; 2) \$40.0 million one-time funding transferred to GR-D 5161 Governor's University Research Initiative; and 3) \$5.0 million one-time funding transferred to the Spaceport Trust Fund. Additionally, recommendations include: 1) \$20.0 million in additional unallocated General Revenue; and 2) Funding at the 2018-19 appropriated level in GR - Hotel Occupancy Tax Account No. 5003 with an increase of \$66.3 million due to projected unappropriated balances carried forward.
Total, Goal C, ECONOMIC DEVELOPMENT AND TOURISM	\$141,330,252	\$163,413,273	\$22,083,021	15.6%	
Grand Total, All Strategies	\$299,951,419	\$237,753,937	(\$62,197,482)	(20.7%)	

**Trusted Programs Within the Office of the Governor
Funding Changes and Recommendations - Senate, by Strategy -- GR DEDICATED**

Strategy/Goal	2018-19 Base	2020-21 Recommended	Biennial Change	% Change	Comments
DISASTER FUNDS A.1.1	\$0	\$0	\$0	0.0%	
AGENCY GRANT ASSISTANCE A.1.2	\$0	\$0	\$0	0.0%	
DISABILITY ISSUES A.2.1	\$0	\$0	\$0	0.0%	
WOMEN'S GROUPS A.2.2	\$0	\$0	\$0	0.0%	
STATE-FEDERAL RELATIONS A.2.3	\$0	\$0	\$0	0.0%	
Total, Goal A, GRANT ASSISTANCE AND PROGRAMS	\$0	\$0	\$0	0.0%	
CRIMINAL JUSTICE B.1.1	\$131,956,808	\$76,078,166	(\$55,878,642)	(42.3%)	Recommendations reflect a decrease of \$60.8 million due to unexpended balances removed from the base; a decrease of \$4.4 million in GR-D 421 Criminal Justice Planning Funds due to declining fund balances; a decrease of \$0.7 million in GR-D 5012 Crime Stopper Assistance related to the agency's funding request; all offset by an increase of \$10.0 million in GR-D 5153 Emergency Radio Infrastructure funds to reflect projected remaining unexpended balances.
COUNTY ESSENTIAL SERVICE GRANTS B.1.2	\$0	\$0	\$0	0.0%	
HOMELAND SECURITY B.1.3	\$7,023,364	\$0	(\$7,023,364)	(100.0%)	Recommendations reflect a decrease of \$6.0 million in GR-D 421 Criminal Justice Planning Funds due to a MOF swap with General Revenue and \$1.0 million in unexpended balances removed from the base.
Total, Goal B, CRIMINAL JUSTICE ACTIVITIES	\$138,980,172	\$76,078,166	(\$62,902,006)	(45.3%)	
CREATE JOBS AND PROMOTE TEXAS C.1.1	\$244,686,255	\$118,109,140	(\$126,577,115)	(51.7%)	
Total, Goal C, ECONOMIC DEVELOPMENT AND TOURISM	\$244,686,255	\$118,109,140	(\$126,577,115)	(51.7%)	
Grand Total, All Strategies	\$383,666,427	\$194,187,306	(\$189,479,121)	(49.4%)	

**Trusted Programs Within the Office of the Governor
Funding Changes and Recommendations - Senate, by Strategy -- OTHER FUNDS**

Strategy/Goal	2018-19 Base	2020-21 Recommended	Biennial Change	% Change	Comments
DISASTER FUNDS A.1.1	\$100,196,103	\$0	(\$100,196,103)	(100.0%)	Recommendations reflect a decrease of \$100.1 million in Economic Stabilization Funds projected to be fully expended in the 2018-19 biennium.
AGENCY GRANT ASSISTANCE A.1.2	\$0	\$0	\$0	0.0%	
DISABILITY ISSUES A.2.1	\$0	\$0	\$0	0.0%	
WOMEN'S GROUPS A.2.2	\$0	\$0	\$0	0.0%	
STATE-FEDERAL RELATIONS A.2.3	\$192,000	\$192,000	\$0	0.0%	
Total, Goal A, GRANT ASSISTANCE AND PROGRAMS	\$100,388,103	\$192,000	(\$100,196,103)	(99.8%)	
CRIMINAL JUSTICE B.1.1	\$36,632,899	\$10,000	(\$36,622,899)	(100.0%)	Recommendations reflect decreases of \$25.0 million in Economic Stabilization Funds for the Bullet Proof Vest Grant Program and \$11.6 million in Interagency Contracts for NIBRS grant funds transferred from the Department of Public Safety.
COUNTY ESSENTIAL SERVICE GRANTS B.1.2	\$0	\$0	\$0	0.0%	
HOMELAND SECURITY B.1.3	\$0	\$0	\$0	0.0%	
Total, Goal B, CRIMINAL JUSTICE ACTIVITIES	\$36,632,899	\$10,000	(\$36,622,899)	(100.0%)	
CREATE JOBS AND PROMOTE TEXAS C.1.1	\$40,824,969	\$63,230,700	\$22,405,731	54.9%	Recommendations reflect decreases of \$20.0 million in Economic Stabilization Funds projected to be fully expended for Defense Economic Adjustment Assistance Grants; a decrease of \$7.2 million in Product Development Funds and Small Business Incubator Funds due to unexpended balances carried forward in the base; a decrease related to anticipated Appropriated Receipts; all offset by an increase of \$50.0 million in Bond Proceeds for the Military Revolving Loan Program.
Total, Goal C, ECONOMIC DEVELOPMENT AND TOURISM	\$40,824,969	\$63,230,700	\$22,405,731	54.9%	
Grand Total, All Strategies	\$177,845,971	\$63,432,700	(\$114,413,271)	(64.3%)	

**Trusted Programs Within the Office of the Governor
Summary of Federal Funds - Senate
(Dollar amounts in Millions)**

Program	Est 2018	Bud 2019	Rec 2020	Rec 2021	2018-19 Base	2020-21 Rec	2020-21 Rec % Total	Recommended Over/(Under) Base	% Change from Base
Crime Victims Assistance	\$208.8	\$190.0	\$210.0	\$210.0	\$398.8	\$420.0	63.3%	\$21.2	5.3%
Homeland Security Grant Program	\$80.4	\$80.4	\$90.4	\$90.4	\$160.9	\$180.9	27.2%	\$20.0	12.4%
Edward Byrne Memorial Justice Assistance Grant	\$8.4	\$13.3	\$13.0	\$13.3	\$21.7	\$26.2	3.9%	\$4.6	21.1%
Violence Against Women Formula Grants	\$10.6	\$11.0	\$11.0	\$11.0	\$21.6	\$22.0	3.3%	\$0.4	2.0%
Juvenile Justice & Delinquency Prevention-Allocation to States	\$3.0	\$3.0	\$3.0	\$3.0	\$6.0	\$6.0	0.9%	\$0.0	0.1%
WIA Dislocated Worker Formula Grants	\$1.1	\$1.1	\$1.1	\$1.1	\$2.2	\$2.2	0.3%	\$0.0	0.0%
Urban Area Security Initiative-non profit	\$0.8	\$0.8	\$1.0	\$1.0	\$1.6	\$2.0	0.3%	\$0.4	21.2%
Residential Substance Abuse Treatment for State Prisoners	\$1.3	\$0.9	\$0.9	\$0.9	\$2.2	\$1.8	0.3%	(\$0.4)	(18.6%)
Sexual Assault Services Formula Program	\$1.1	\$0.8	\$0.8	\$0.8	\$1.8	\$1.5	0.2%	(\$0.3)	(17.0%)
Paul Coverdell Forensic Sciences Improvement Grant Program	\$0.7	\$0.7	\$0.7	\$0.7	\$1.4	\$1.4	0.2%	\$0.0	3.2%
Protecting Inmates & Safeguarding Communities Discretionary Grant	\$0.0	\$0.0	\$0.0	\$0.0	\$0.0	\$0.0	0.0%	\$0.0	0.0%
Edward Byrne Memorial Competitive Grant Program	\$0.0	\$0.0	\$0.0	\$0.0	\$0.0	\$0.0	0.0%	\$0.0	0.0%
TOTAL:	\$316.2	\$302.0	\$331.9	\$332.1	\$618.1	\$664.0	100.0%	\$45.9	7.4%

**Trusted Programs Within the Office of the Governor
FTE Highlights - Senate**

Full-Time-Equivalent Positions	Expended 2017	Estimated 2018	Budgeted 2019	Recommended 2020	Recommended 2021
Cap	168.3	193.3	193.3	188.3	188.3
Actual/Budgeted	165.1	161.0	193.3	NA	NA

Schedule of Exempt Positions (Cap)					
Executive Director (OSFR), Group 3	\$141,338	\$149,240	\$149,240	\$149,240	\$149,240

Notes:

a) The State Auditor's Office Reports, Executive Compensation at State Agencies (Report 16-705, August 2018), indicates a market average salary of \$138,097 for the Executive Director position (OSFR) and recommends a salary within Group 4. The agency is not requesting any changes to its Exempt Position. In FY 2018, the Governor increased the authorized salary of the OSFR Executive Director from \$141,338 to \$149,240 as allowed by Article IX, Sec. 3.04 (b)(3).

**Trusted Programs Within the Office of the Governor
Summary of Ten Percent Biennial Base Reduction Options Recommendations - Senate**

Priority	Item	Description/Impact	Biennial Reduction Amounts			Potential Revenue Loss	Reduction as % of Program GR/GR-D Total	Program GR/GR-D Total	Included in Introduced Bill?
			GR & GR-D	All Funds	FTEs				
1)	Across the Board Reductions	Across the Board Reductions.	\$45,213,398	\$45,213,398	0.0	\$0	9%	\$511,941,243	No
TOTAL, 10% Reduction Options			\$45,213,398	\$45,213,398	0.0	\$0			