

**Office of the Attorney General  
Summary of Recommendations - Senate**

Page I-3

Ken Paxton, Attorney General

John Montgomery, LBB Analyst

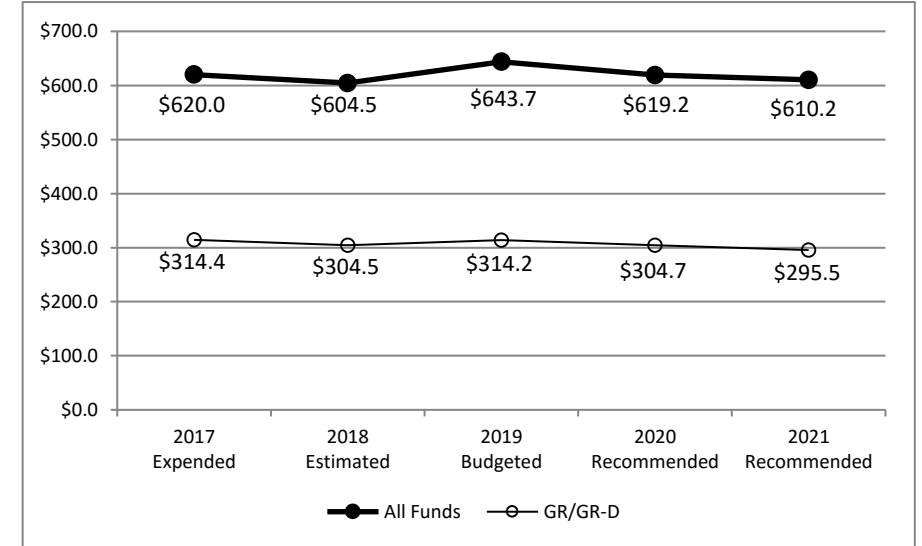
<b>Method of Financing</b>	<b>2018-19 Base</b>	<b>2020-21 Recommended</b>	<b>Biennial Change (\$)</b>	<b>Biennial Change (%)</b>
General Revenue Funds	\$474,647,807	\$456,356,321	(\$18,291,486)	(3.9%)
GR Dedicated Funds	\$144,062,668	\$143,844,212	(\$218,456)	(0.2%)
<i>Total GR-Related Funds</i>	<i>\$618,710,475</i>	<i>\$600,200,533</i>	<i>(\$18,509,942)</i>	<i>(3.0%)</i>
Federal Funds	\$481,482,143	\$479,942,766	(\$1,539,377)	(0.3%)
Other	\$147,926,701	\$149,286,605	\$1,359,904	0.9%
<b>All Funds</b>	<b>\$1,248,119,319</b>	<b>\$1,229,429,904</b>	<b>(\$18,689,415)</b>	<b>(1.5%)</b>

	<b>FY 2019 Budgeted</b>	<b>FY 2021 Recommended</b>	<b>Biennial Change</b>	<b>Percent Change</b>
FTEs	4,196.4	4,209.4	13.0	0.3%

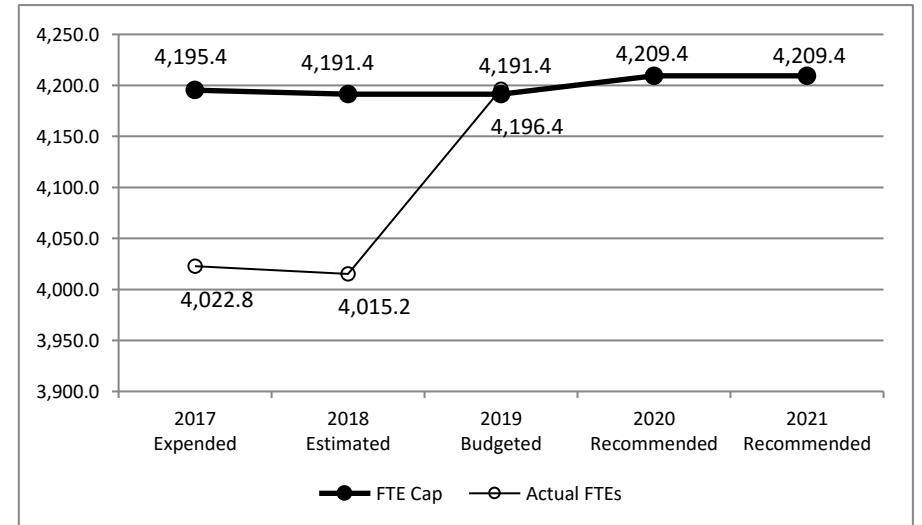
**Agency Budget and Policy Issues and/or Highlights**

Declining state revenue and federal grants for General Revenue Account Number 0469 Crime Victim Compensation may impact the future delivery of services across multiple programs. See Section 3, Item 5 for additional information.

**Historical Funding Levels (Millions)**



**Historical Full-Time-Equivalent Employees (FTEs)**



The bill pattern for this agency (2020-21 Recommended) represents an estimated 100% of the agency's estimated total available funds for the 2020-21 biennium.

**Office of the Attorney General**  
**Summary of Funding Changes and Recommendations - Senate**

Funding Changes and Recommendations for the 2020-21 Biennium compared to the 2018-19 Base Spending Level (in millions)	General Revenue	GR-Dedicated	Federal Funds	Other Funds	All Funds	Strategy in Appendix A
---	--------------------	--------------	------------------	-------------	-----------	---------------------------

***SIGNIFICANT Funding Changes and Recommendations (each issue is explained in Section 3 and additional details are provided in Appendix A):***

A)	General Revenue and 13.0 FTE to expand the Human Trafficking Section.	\$2.8	\$0.0	\$0.0	\$0.0	\$2.8	A.1.1.
B)	General Revenue related to Sexual Assault Nurse Examiners and Rape Crisis Centers.	\$8.5	\$0.0	\$0.0	\$0.0	\$8.5	C.1.2.
C)	One-time funding in 2018-19 for the Texas Child Support Enforcement System 2.0 (T2) project.	(\$26.5)	\$0.0	\$0.0	\$0.0	(\$26.5)	B.1.1.
D)	Federal Funds related to reduced Crime Victims' Compensation grant payments.	\$0.0	\$0.0	(\$0.6)	\$0.0	(\$0.6)	C.1.1.

***OTHER Funding Changes and Recommendations (these issues are not addressed in Section 3 but details are provided in Appendix A):***

E)	General Revenue and General Revenue Dedicated Fund 0469 for one-time CAPPs implementation.	(\$3.1)	(\$0.2)	\$0.0	\$0.0	(\$3.3)	Various
F)	Federal Funds related to Hurricane Harvey and other discretionary federal grants expiring after the 2018-19 biennium.	\$0.0	\$0.0	(\$0.9)	\$0.0	(\$0.9)	A.1.1., B.1.1. & D.1.1.
G)	Appropriated Receipts related to projected increases in Court Costs, Attorney Fees, and other authorized fees as well as a reduction in collections related to Medicaid Fraud investigations.	\$0.0	\$0.0	\$0.0	\$1.0	\$1.0	A.1.1. & D.1.1.
H)	Interagency Contracts net increase due to interagency legal service agreements.	\$0.0	\$0.0	\$0.0	\$0.4	\$0.4	A.1.1. & E.1.1.
I)	License Plate Trust Fund 0802 reduction of \$55,927.	\$0.0	\$0.0	\$0.0	(\$0.1)	(\$0.1)	A.1.1.

	<b>TOTAL SIGNIFICANT &amp; OTHER Funding Changes and Recommendations (in millions)</b>	<b>(\$44.8)</b>	<b>(\$0.2)</b>	<b>(\$2.1)</b>	<b>\$1.3</b>	<b>(\$45.8)</b>	As Listed
	<i>SIGNIFICANT &amp; OTHER Funding Increases</i>	\$11.3	\$0.0	\$0.0	\$1.4	\$12.7	As Listed
	<i>SIGNIFICANT &amp; OTHER Funding Decreases</i>	(\$29.6)	(\$0.2)	(\$1.5)	(\$0.1)	(\$31.4)	As Listed

NOTE: Totals may not sum due to rounding.

**Office of the Attorney General  
Selected Fiscal and Policy Issues - Senate**

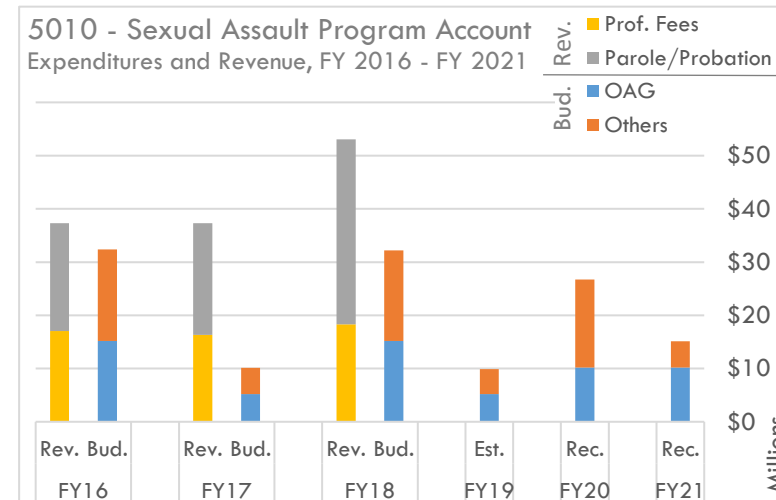
- Human Trafficking.** Recommendations for the 2020-21 biennium include \$5.1 million in All Funds to combat human trafficking, which is an increase of \$3.0 million from the 2018-19 biennium. Included in the recommendations are an additional \$2.8 million in General Revenue to expand the Human Trafficking Section. In addition, the Attorney General is designated the presiding officer of the Human Trafficking Prevention Coordinating Council established in Article IX, Section 17.12. The council is required to develop a five-year strategic plan, and to coordinate \$95.6 million in 2020-21 human trafficking-related appropriations.
- Victims Assistance.** Through Strategy C.1.2. Victims Assistance, the OAG coordinates with law enforcement entities, prosecutors' offices, other state agencies, and nonprofit organizations to provide grants and contracts supporting victim-related services. This assistance covers medical costs, lost wages, counseling, funerary costs, and other expenses authorized by law. Seven assistance programs are administered by the OAG and their funding amounts are outlined in Rider 9 of the agency's bill pattern. Recommendations increase Victims Assistance funding for the 2020-21 biennium by \$8.5 million in General Revenue, including at least \$1 million more for Sexual Assault Nurse Examiners and at least \$7.5 million more for Rape Crisis Centers within the Sexual Assault Prevention and Crisis Services Program.

Program	Appropriated 2018-19 Biennium Total	Est./Bud. 2018-19 Biennium Total	Requested 2020-21 Biennium Total	Recommended 2020-21 Biennium Total	Biennium Difference
Victims Asst. Coordinators and Victims Liaisons	\$4,879,906	\$4,857,263	\$4,862,002	\$4,862,002	\$4,739
Sexual Assault Prevention and Crisis Services Program	\$26,173,154	\$26,420,937	\$25,677,948	\$34,177,948	\$7,757,011
Sexual Assault Services Program Grants	\$2,250,000	\$2,250,000	\$3,048,936	\$3,048,936	\$798,936
Legal Services Grants	\$5,000,000	\$5,000,000	\$5,000,000	\$5,000,000	\$0
Other Victim Assistance Grant	\$21,699,090	\$21,624,410	\$21,597,720	\$21,597,720	(\$26,690)
Statewide Victim Notification System	\$6,230,686	\$6,089,007	\$6,046,228	\$6,046,228	(\$42,779)
Address Confidentiality	\$322,698	\$322,698	\$322,698	\$322,698	\$0
<b>Total</b>	<b>\$66,555,534</b>	<b>\$66,564,315</b>	<b>\$66,555,532</b>	<b>\$75,055,532</b>	<b>\$8,491,217</b>

- General Revenue – Dedicated Account Number 5010 Sexual Assault Program.** Part of C.1.2. Victims Assistance funding is provided through GR - Dedicated Account Number 5010 Sexual Assault Program (GR-D Account No. 5010).

GR-D Account No. 5010 was created to receive community and parole supervision and probation fees from individuals convicted of sexually related offenses, as well as professional fees collected from sexually oriented businesses. GR-D Account No. 5010 funds are used for grants to increase awareness and prevention of sexual violence, to aid victims of human trafficking, to support sexual assault nurse examiner programs, and to increase services across the state for victims of sexual assault.

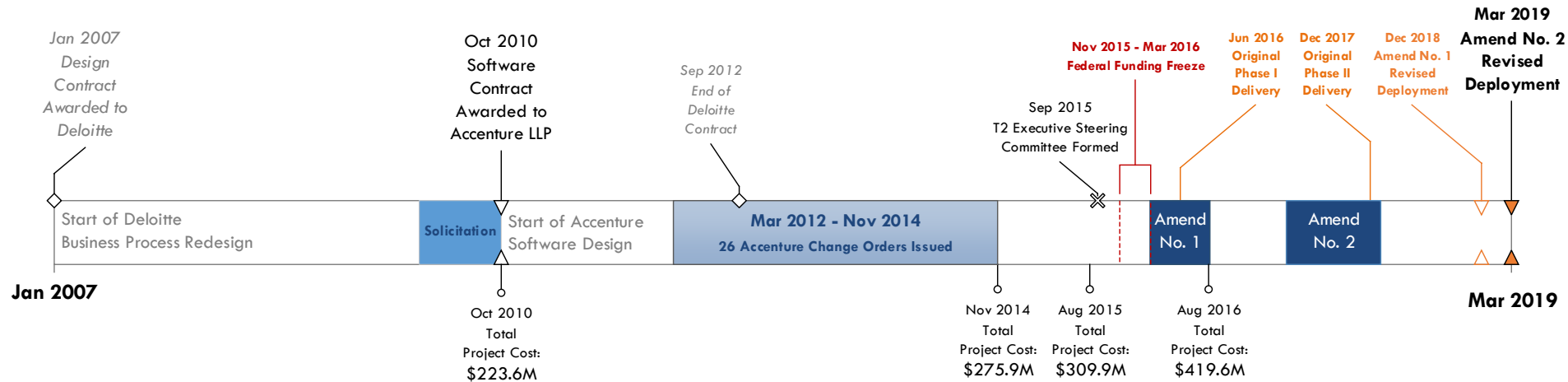
Aside from the OAG, entities specified in Government Code, Section 420.008 to use GR-D Account No. 5010 include the Department of State Health Services, the University of Texas at Austin, Texas State University, the Governor's Office, the Department of Public Safety, the Department of Criminal Justice, the Juvenile Justice Department, the Comptroller and the Supreme Court. Allocation of GR-D Account No. 5010 to these entities is subject to legislative appropriation.



Recommendations include \$20.4 million in GR-D Account No. 5010 in the 2020-21 biennium to continue OAG victim assistance grants at 2018-19 appropriation levels.

- Texas Child Support Enforcement System 2.0.** Recommendations include \$17.2 million in All Funds to provide T2 infrastructure and maintenance support in the 2020-21 biennium, including \$5.8 million in General Revenue and \$11.4 million in Federal Funds. This reflects a reduction of General Revenue of \$26.5 million in Strategy C.1.1. Child Support Enforcement to remove 2018-19 one-time funding associated with the Texas Child Support Enforcement System 2.0 (T2) software development project.

The T2 project seeks to enhance Texas’ main system for the Child Support Division. Improvements include automation of child support service applications, child support orders, and order compliance enforcement, as well as the automatic collection and disbursement of child support payments. The T2 project is made up of multiple contracts, and funding is comprised of 34 percent state dollars and 66 percent of federal grants. As the timeline below indicates, the T2 project began in 2007 with a Deloitte-led study. The largest T2 contract is for software development with Accenture LLP, and is currently valued at \$161.0 million. The Accenture contract has been amended multiple times, ultimately moving the project deployment from December of 2017 to March of 2019. As of October 2018, the overall T2 project is 15 months behind schedule and its original budget of \$223.6 million has increased to \$419.6 million (See QAT Section 3c for more details).



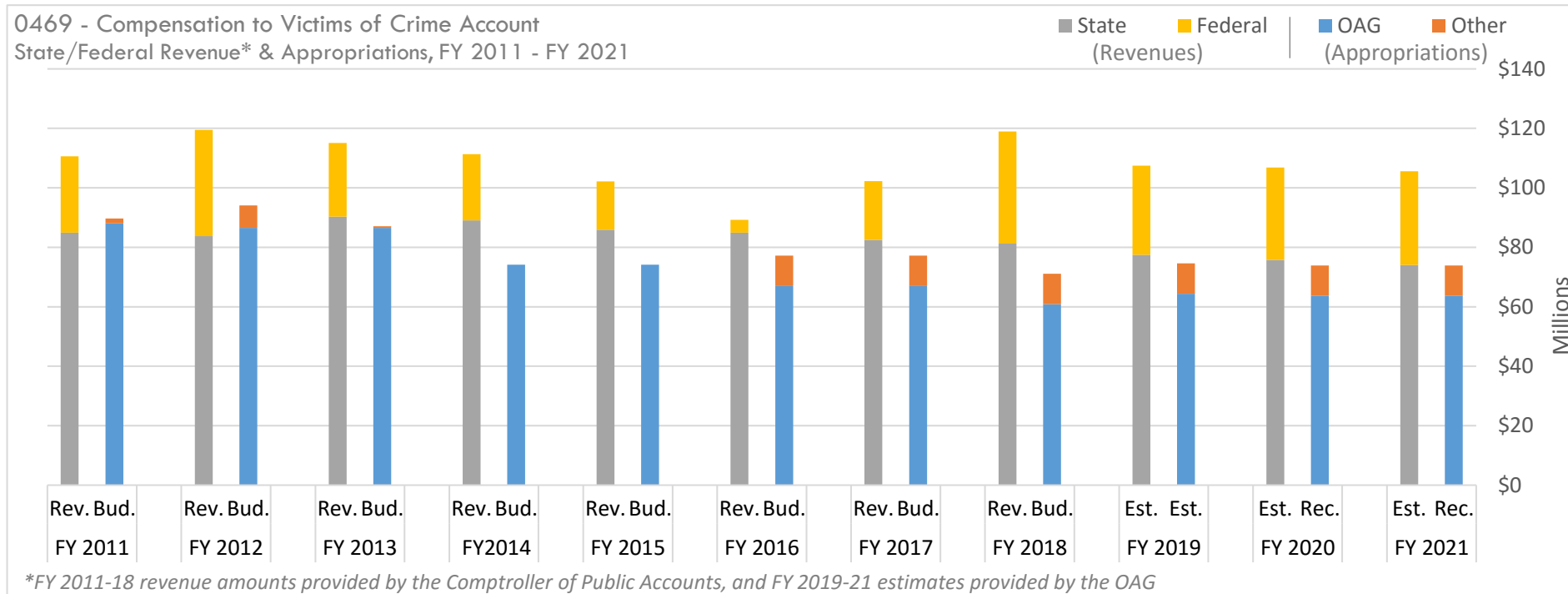
While the revised deployment date for T2 continues to be March of 2019, schedule and budget risks remain. The project has experienced defects and insufficient system performance, and more testing has been ordered by the OAG. As of December 2018, T2 can support a quarter of the required number of concurrent users. Accenture has been troubleshooting the performance issues with the assistance of IBM since March of 2018, and OAG staff have determined that this issue must be resolved before T2 can be deployed.

In addition, the overall delay in deploying T2 has caused several core software products to reach the end of their vendor support. For instance, Java 1.6 underpins most of the system’s core software products but vendor support expires in December of 2018. To protect the personal information of citizens in the system, and to obtain the necessary federal security certifications, software upgrades to over 170 products may be required before T2 can be deployed. The scope of such upgrades will be known after testing concludes in January of 2019.

OAG Rider 27 was introduced in the 2016-17 General Appropriations Act, and established the T2 Executive Steering Committee as well as cost overrun controls for the project. Due to the aforementioned risks, recommendations maintain this rider in its current form for the 2020-21 biennium.

5. **General Revenue - Dedicated Account Number 0469 Compensation to Victims of Crime.** Funding for C.1.1. Crime Victims' Compensation and part of C.1.2. Victims Assistance is provided through GR - Dedicated Account Number 0469 Compensation to Victims of Crime (GR-D Account No. 0469). Recommendations for the 2020-21 biennium for C.1.1. Crime Victims' Compensation reflect a \$217,454 reduction of GR-D Account No. 0469 due to one-time 2018-19 CAPPs spending, as well as a \$559,647 reduction of Federal Funds due to factors described below.

GR-D Account No. 0469 receives state revenue from court costs paid by certain types of defendants, partial proceeds from the disposal of commissioners' court surplus property, juror donations, and certain fees from civil penalties related to handgun licensing violations. Aside from the OAG, GR-D Account No. 0469 is used by the Health and Human Services Commission for its Child Advocacy Centers and Court Appointed Special Advocates programs and by the Employees Retirement System for public safety benefits. According to the OAG, state revenue into the GR-D Account No. 0469 is affected by factors that could result in decreasing state revenues to the account in future years.



In addition to state revenue, GR-D Account No. 0469 receives Federal Funding in the form of matching grants. Federal Funding levels are based on 60 percent of state spending two years prior, minus administrative costs to run the program and any recoveries received by the state. Due to unexpended Federal Funds balances related to Crime Victims' Compensation, a \$24.7 million method of finance (MOF) swap was implemented for the OAG in the 2018-19 biennium that decreased appropriations of GR-D Account No. 0469 and correspondingly increased Federal Funds appropriations by the same amount.

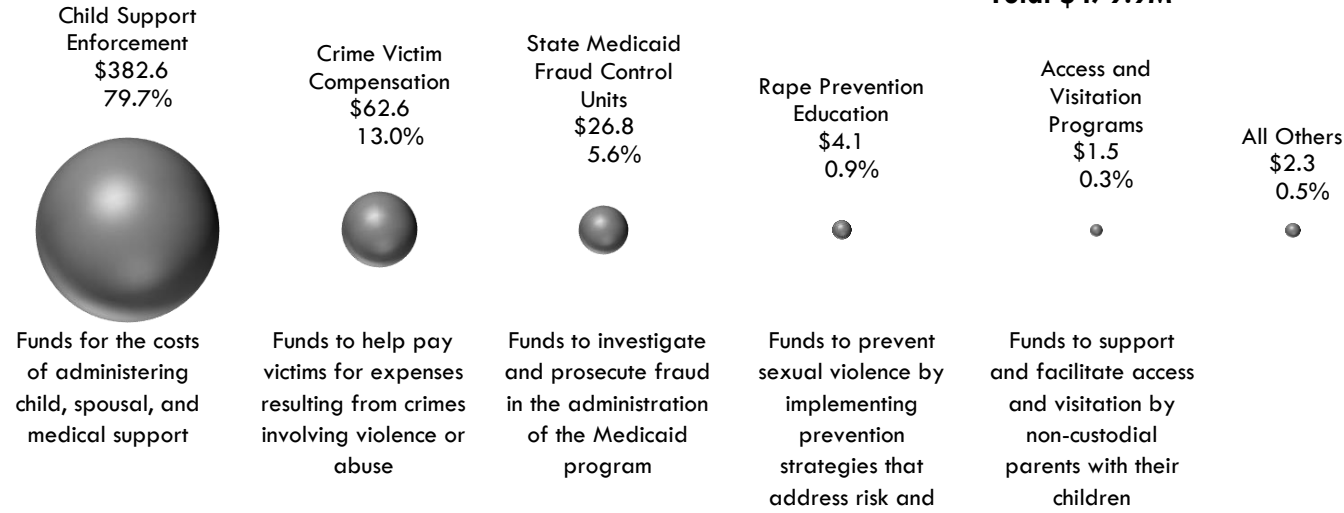
The combination of the MOF swap and diminishing state revenues will reduce the overall amount of Federal Funding available to Texas crime victims moving forward, unless additional funding is appropriated to GR-D Account No. 0469. Recommendations do not include the OAG request for \$24.7 million in General Revenue to increase the balance of GR-D Account No. 0469.

6. **Child Support Collection Fee Change.** The OAG Child Support Division is authorized by Texas Family Code, Section 231.103 to charge a \$25 annual service fee on Title IV-D child support cases with more than \$550 in annual collections. The federal Bipartisan Budget Act of 2018 requires that a \$35 annual service fee on such cases be implemented by October 1, 2018, or within the first quarter after the next session of the respective state legislature. A statutory change will be required to align OAG service fees with this federal mandate. If implemented for the 2020-2021 biennium, the agency estimates that fee collection will increase by \$13.2 million for the biennium. Recommendations include a contingency rider that would accordingly increase General Revenue appropriations to Strategy B.1.1. Child Support Enforcement if related legislation is enacted.

Office of the Attorney General

Summary of Federal Funds (2020 - 21)

Total \$479.9M



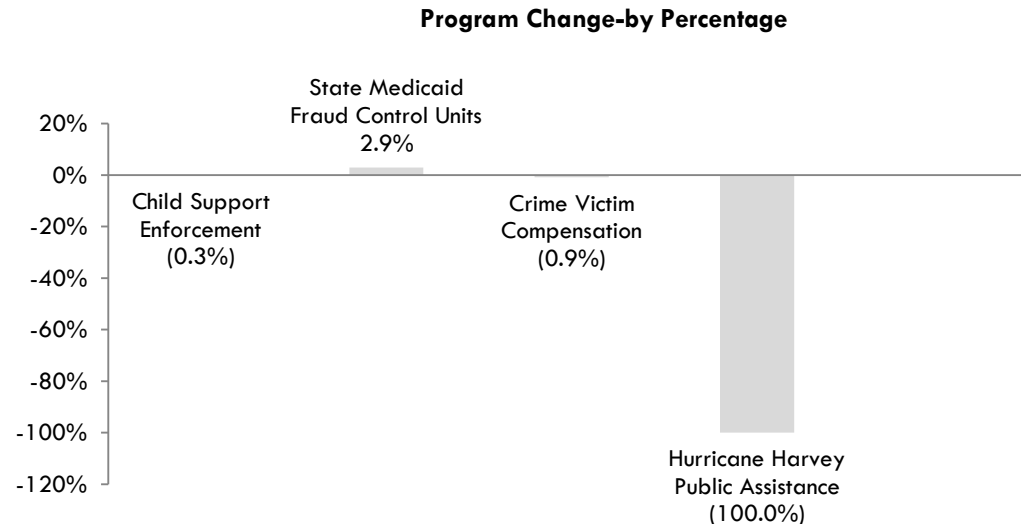
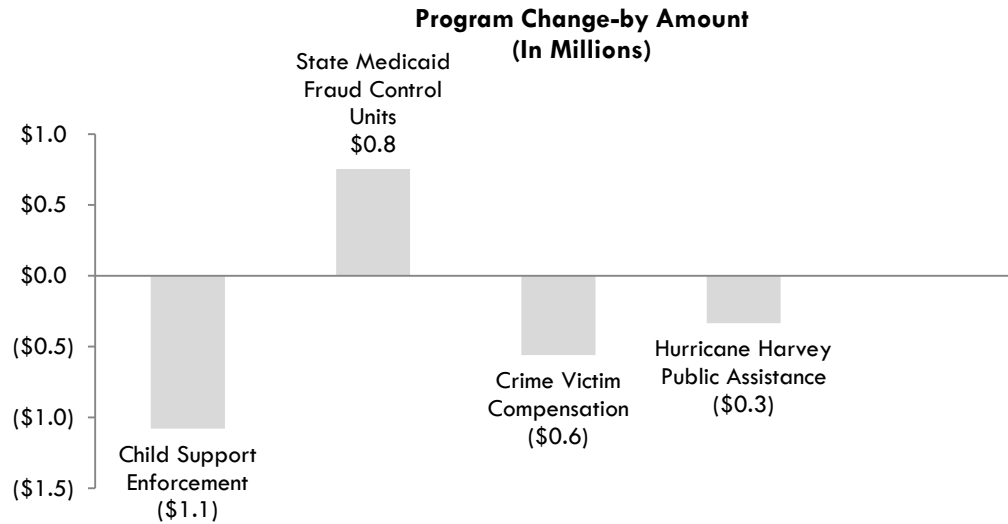
Selected Federal Fiscal and Policy Issues

The federal Bipartisan Budget Act of 2018 increased the annual service fee for Title IV-D child support cases from \$25 to \$35. See Section 3, Item 6.

Crime Victim Compensation (CVC) grants are based on 60% of state funds spent on crime victim compensation two years prior to the award. The 85th Legislature directed the OAG to expend a higher portion of the state's annual award in fiscal years 2018-19.

CVC grant awards are expected to decrease in the 2020-21 biennium due to decreased state expenditures in fiscal years 2018 and 2019 on crime victim compensation.

Programs with Federal Funding Changes from 2018 - 19



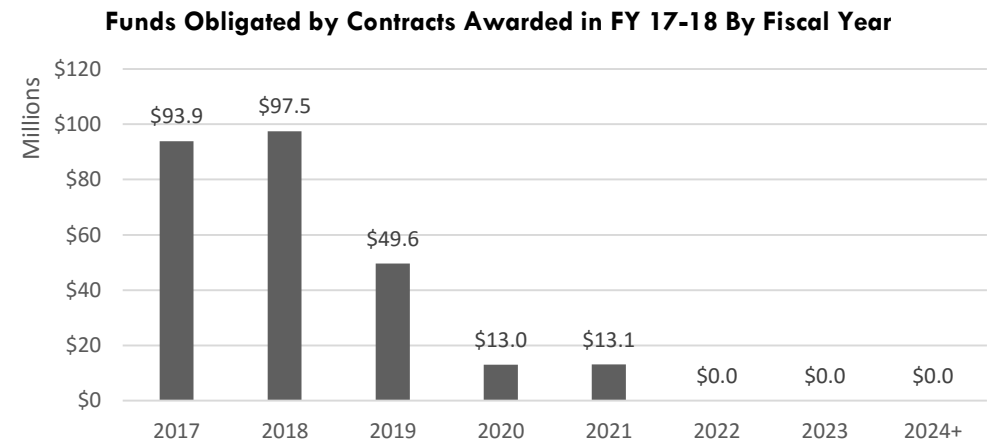
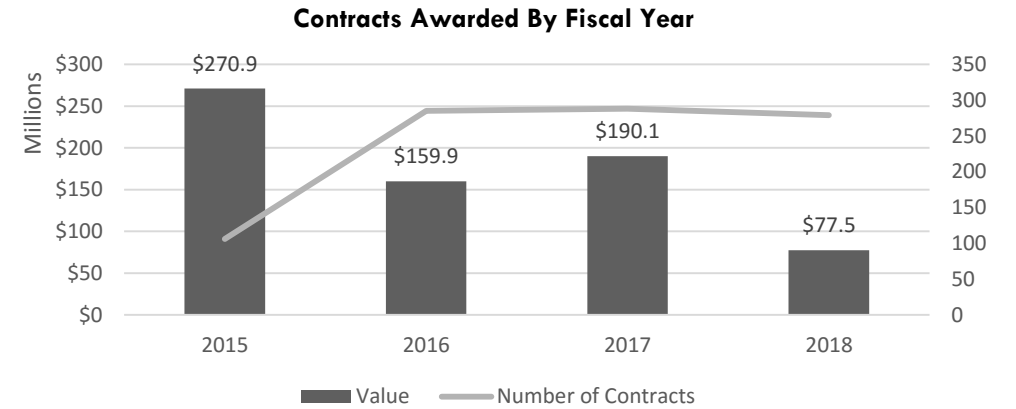
Office of the Attorney General  
Contracting Highlights

As of 8/31/2018, the Office of the Attorney General had 285 active procurement contracts valued at \$517.4 million and one revenue generating contract valued at \$158.2 million.

Summary of Contracts Awarded in Fiscal Years 2017-2018 and Reported to LBB Contracts Database<sup>1</sup>

(Dollar values rounded to the nearest tenth of a million)

	Number	Total Value	Average Value	% of total
<b>Procurement Contracts</b>	567	\$ 267.6	\$ 0.5	100%
<b>Award Method</b>				
Total Competitive Contracts	458	\$ 132.4	\$ 0.3	49.5%
Total Non-Competitive	109	\$ 135.2	\$ 1.2	50.5%
Sole Source	11	\$ 1.9	\$ 0.2	0.7%
Interagency Agreement	98	\$ 133.3	\$ 1.4	49.8%
<b>Procurement Category</b>				
Other Services	488	\$ 173.6	\$ 0.4	64.9%
Information Technology	56	\$ 62.4	\$ 1.1	23.3%
Goods	18	\$ 30.9	\$ 1.7	11.5%
Construction	1	\$ 0.4	\$ 0.4	0.1%
Lease/Rental	2	\$ 0.2	\$ 0.1	0.1%
Consulting	2	\$ 0.2	\$ 0.1	0.1%
<b>Revenue Generating Contracts</b>	0	\$ -	\$ -	100%



<sup>1</sup>These figures reflect the total value of reported contracts awarded in FY 17-18 and reported to the LBB contracts database. Values can include planned expenditures for subsequent years and represent the amounts contracted which may include funds from sources other than appropriated or General Revenue Funds.



**Office of the Attorney General**  
Contracting Highlights

(Dollar values rounded to the nearest tenth of a million)

<b>Largest Active Contracts from Previous Fiscal Years</b>	<b>Award Method</b>	<b>Total Value</b>	<b>% Change*</b>	<b>Award Date</b>	<b>Length</b>	<b>Renewals</b>	<b>Vendor</b>
1 Software Design, Development and Implement T2	Competitive	\$ 161.0	63.9%	10/08/10	10 years	5	Accenture
2 HHSC-IAC-Third Party Recovery	Interagency	\$ 158.2	231.3%	08/28/15	6 years	1	Health and Human Services Comm.
3 State Disbursement Unit and Payment Card Services	Competitive	\$ 44.7	0.0%	03/25/15	4 years	0	Systems & Methods Inc
4 Network Managed Services	Interagency	\$ 33.2	291.0%	09/01/15	4 years	2	Dept. of Information Resources
5 Telecommunication Services	Interagency	\$ 22.7	296.5%	09/01/15	4 years	3	AT&T Corp

**Largest Competitive Contracts Awarded in FY 17-18**

1 OAG Bulk Purchase Initiative	Competitive	\$ 16.0	-0.3%	08/24/17	1 year	1	GTS Technologies Solutions Inc
2 TXCES 2.0 Integrated Infrastructure Services <sup>2</sup>	Competitive	\$ 14.0	1.8%	04/28/17	1 year	1	Accenture LLP
3 Bond Paper	Competitive	\$ 9.3	0.0%	04/13/17	1 month	0	TIBH Industries Inc
4 Employer Repository Maintenance & Income Withholding	Competitive	\$ 5.4	0.0%	12/12/16	6 years	0	Stellarware
5 CVS Web Portal Project	Competitive	\$ 3.5	0.0%	11/22/16	3 years	0	Adjacent Technologoes Inc

**Largest Non-Competitive Contracts Awarded in FY 17-18**

1 Harris County Integrated Child Support System FY-17-21	Interagency	\$ 15.4	0.0%	09/01/16	5 years	0	Harris County
2 Office of Court Administration - FY18-19	Interagency	\$ 15.0	0.0%	09/01/17	2 years	0	Office of Court Administration
3 Tarrant Cty Integrated ChildSupportSystemFY-17-21	Interagency	\$ 9.9	0.0%	09/01/16	5 years	0	Tarrant County
4 Paper load	Interagency	\$ 9.3	0.0%	07/25/17	1 month	0	TIBH Industries Inc
5 Bonding Paper	Interagency	\$ 9.3	0.0%	03/26/18	1 month	0	TIBH Industries Inc

\*Note: The percent change is the difference in contract value between initial the award amount and the current contract value. This calculation includes contract amendments and renewals.

<sup>2</sup>Recently executed 6 month extension is not yet uploaded to contracts database

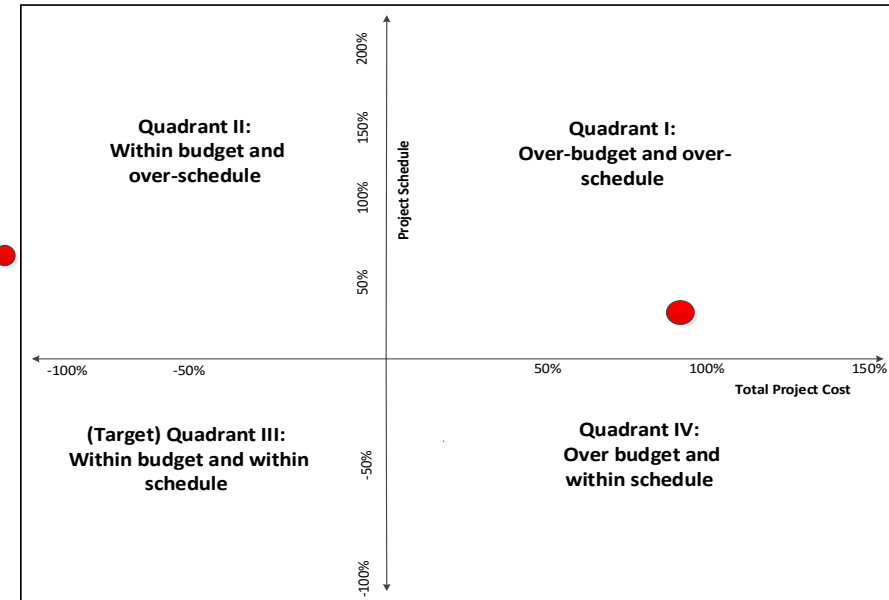
**Office of Attorney General  
Quality Assurance Team Highlights**

Of OAG's two major information resource projects monitored by the Quality Assurance Team, one is behind schedule and over budget. Details on this project are listed below; information on the project that is within budget and on schedule is in the agency appendix.

**Summary of Total Costs (in millions) and Time Frames reported to the Quality Assurance Team\***

Project Name	Original Projected Costs	Current Projected Costs	Under / (Over) Initial Project Cost	Expenditures to Date	Original Timeline in Months	Current Timeline in Months	Months Ahead / (Behind) Schedule	% Complete
<b>1 Texas Child Support Enforcement System 2.0 Initiative (T2)</b>	\$223.6	\$419.6	(\$196.0)	\$361.3	111	126	(15)	86%
State Share (34%)	\$76.0	\$142.6	(\$66.6)	\$122.8				
Federal Share (66%)	\$147.6	\$277.0	(\$129.4)	\$238.5				
<b>Project Totals</b>	<b>\$223.6</b>	<b>\$419.6</b>	<b>(\$196.0)</b>	<b>\$361.3</b>				

**Major Information Resources Projects**



- Legend**
- Project exceeds budget OR schedule
  - Project is over budget and behind schedule

\*Note: These figures reflect all project costs (Capital and Informational) and timelines from self-reported monitoring reports that are sent to the Quality Assurance Team (QAT) for review. QAT includes representatives from the Comptroller of Public Accounts, Department of Information Resources, Legislative Budget Board and the State Auditor's Office (Advisory Only).

**Office of Attorney General  
Quality Assurance Team Highlights**

**Significant Project Highlights**

**1 Texas Child Support Enforcement System 2.0 (T2) Initiative**

This project is headed by OAG's Child Support Division. System development began in fiscal year 2010 as a seven year project. The initial project planning was done by Deloitte, beginning January 2007.

The T2 project will implement a server-based architecture for Case Initiation, Locate, Establishment, Enforcement and Financial business functions along with other supporting functionality, including Enterprise Content Management, Enterprise Reporting, Security Management, and Forms Processing. The original project completion was scheduled for December 31, 2017 but several delays and performance issues have extended this deadline to March 4, 2019.

Increase to costs and duration for T2 are due to the agency's re-baseline of the project multiple times over the lifecycle of the project. The most notable is related to the federal Office of Child Support Enforcement (OCSE) freezing funds for portions of the project in December 2015. However, OAG was able to continue some infrastructure (Data Center and Project Management) work on the project because these items were not included in the freeze.

OAG submitted a draft Amendment No. 1 to the Accenture T2 design, development and implementation (DDI) contract to QAT in June 2016, and after QAT's review, OAG provided the amendment to the federal Office of Child Support Enforcement (OCSE) for review. In August 2016 OCSE approved contract Amendment No. 1. QAT reviewed and approved the contract amendment as required by the 2018-19 General Appropriations Act (GAA), Article IX, Section 9.01. This amendment increased the Accenture contract value from \$98.3 million to \$150.2 and extended the project delivery date to December 3, 2018.

In January 2018, OCSE required OAG to implement changes to federal forms prior to T2 go-live date. To accommodate these changes, OAG executed Amendment No. 2 to the T2 DDI contract. Amendment No. 2 also extended the go-live date three months, from December 3, 2018 to March 4, 2019. Due to the change in the go-live date, OAG had to extend the Integrated Infrastructure Services contract. To align with Amendment No. 2, an additional six months of infrastructure services were required, and an amendment was executed for \$3.7 million. QAT reviewed and approved this amendment as required by the GAA.

Currently, there are 174 Commercial Off the Shelf (COTS) products embedded in T2 that will reach end-of life (EOL) before the go-live date. Based on IBM's review and discussions with Accenture, OAG, and the Federal Partners (OCSE), OAG staff recommend upgrading all older software systems before T2's go-live date. Accenture determined that such an upgrade would affect almost every software component of T2. However, more details about cost and delays will not be known until Accenture conducts a full task quote, which is expected in December 2018.

As of September 2018, T2 can support a fifth of the required number of concurrent users. Accenture has been troubleshooting the performance issues with the assistance of IBM since March of 2018, and OAG staff have determined that this issue must be resolved before T2 can be deployed.

**QAT Budget Highlights (in millions)**

<b>Project Name</b>	<b>2018-19 Base</b>	<b>2020-21 Requested</b>	<b>2020-21 Recommended</b>
1 TXCSES 2.0 Initiative	\$57.1	\$17.2	\$17.2
<b>Total</b>	<b>\$57.1</b>	<b>\$17.2</b>	<b>\$17.2</b>

\* Note: Requested amounts for 2020-21 include all baseline and exceptional item funding requested by the agency.

**Office of the Attorney General  
Rider Highlights - Senate**

**New Riders**

30. **Human Trafficking Prevention.** Recommendations increase General Revenue by \$2,795,524 and 13.0 FTE to expand the Human Trafficking Section (See Section 2, Item A).
32. **Contingency for Legislation Related to Title IV-D Annual Service Fees.** Increase General Revenue appropriations to Strategy B.1.1. Child Support Enforcement by \$13.2 million, contingent on enactment of legislation increasing the Title IV-D Child Support annual service fee from \$25 to \$35 as authorized by Family Code Section 231.103(a)(2). See Section 3, item 6 for more details.

**Modification of Existing Riders**

9. **Victims Assistance Grants.** Recommendations modify the rider to incorporate additional General Revenue appropriations of \$8.5 million to the Sexual Assault Prevention and Crisis Services Program for Rape Crisis Centers and Sexual Assault Nurse Examiners.
26. **TXCSES 2.0 Oversight.** Recommendations modify the rider to reflect the ongoing nature of the T2 Executive Steering Committee.
29. **Human Trafficking Prevention Task Force, Reporting Requirement.** Recommendations modify the reporting frequency to align with Government Code, Section 402.035(g) which requires that the report be issued no later than December 1 of each even-numbered year.

**Deleted Riders**

31. **Cost of Living Adjustments for Attorneys.** Recommendations remove this rider which provided cost of living adjustments for OAG attorneys in the 2018-19 biennium, as those amounts have been included in the base recommendations for the 2020-21 biennium.

**Office of the Attorney General  
Items Not Included in Recommendations - Senate**

		2020-21 Biennial Total			Information Technology Involved?	Contracting Involved?	Estimated Continued Cost 2022-23
		GR & GR-D	All Funds	FTEs			
<b>Agency Exceptional Items Not Included (in agency priority order)</b>							
1)	General Revenue and 10 FTEs to expand the Elections Fraud Unit within the Criminal Investigations Division and Criminal Prosecution Division.	\$1,966,664	\$1,966,664	10.0	No	No	\$1,731,196
2)	General Revenue to increase the balance of General Revenue-Dedicated (GR-D) Account Number 0469 Compensation to Victims of Crime (See Section 3, Item 2).	\$24,650,000	\$24,650,000	0.0	No	No	\$24,650,000
3)	General Revenue and 6 FTEs to expand the Human Trafficking Section in fiscal year 2021. This request is in addition to the original human trafficking-related exceptional item.	\$664,225	\$664,225	6.0	No	No	\$1,245,170
4)	General Revenue, GR-D 0469, and Interagency Contracts to implement CAPPs Financials.	\$11,252,563	\$11,533,992	0.0	No	Yes	\$0
<b>TOTAL Items Not Included in Recommendations</b>		<b>\$65,038,599</b>	<b>\$65,320,028</b>	<b>16.0</b>			<b>\$27,626,366</b>

**Office of the Attorney General  
Appendices - Senate**

<b>Table of Contents</b>		
<b>Appendix</b>	<b>Appendix Title</b>	<b>Page</b>
<b>A</b>	Funding Changes and Recommendations by Strategy	15
<b>B</b>	Summary of Federal Funds	17
<b>C</b>	FTE Highlights	18
<b>D</b>	Performance Measure Highlights	19
<b>E</b>	Summary of Ten Percent Biennial Base Reduction Options	20
<b>F</b>	Quality Assurance Team (QAT) Highlights	23

**Office of the Attorney General**  
**Funding Changes and Recommendations - Senate, by Strategy -- ALL FUNDS**

Strategy/Goal	2018-19 Base	2020-21 Recommended	Biennial Change	% Change	Comments
LEGAL SERVICES A.1.1	\$215,405,381	\$217,206,542	\$1,801,161	0.8%	Recommendations reflect: 1) A net General Revenue increase of \$436,938 due to the removal of \$2.53 million in CAPPs implementation funding, a transfer out of \$252,840 to Strategy D.1.1. to fund commissioned peace officers, and an increase of \$3.22 million due to indirect cost allocations and funding to expand the Human Trafficking Section; 2) A Federal Funds decrease of \$129,715 due to the expiration of a Hurricane Harvey recovery grant; 3) An Appropriated Receipts increase of \$1,049,865 due to a projected increase in collections; 4) An Interagency Contracts increase of \$500,000 for interagency legal services; and 5) A License Plate Trust Fund 0802 decrease of \$55,927 due to diminishing collections.
<b>Total, Goal A, PROVIDE LEGAL SERVICES</b>	<b>\$215,405,381</b>	<b>\$217,206,542</b>	<b>\$1,801,161</b>	<b>0.8%</b>	
CHILD SUPPORT ENFORCEMENT B.1.1	\$752,957,930	\$723,823,004	(\$29,134,926)	(3.9%)	Recommendations reflect: 1) A net General Revenue decrease of \$27,563,991 due to the removal of \$26.5 million in one-time T2 funding, and the removal of \$1.1 million in one-time CAPPs implementing funding; and 2) A Federal Funds decrease of \$1,570,935 due to reduction in discretionary grant awards.
STATE DISBURSEMENT UNIT B.1.2	\$28,750,472	\$28,750,472	\$0	0.0%	
<b>Total, Goal B, ENFORCE CHILD SUPPORT LAW</b>	<b>\$781,708,402</b>	<b>\$752,573,476</b>	<b>(\$29,134,926)</b>	<b>(3.7%)</b>	

**Office of the Attorney General**  
**Funding Changes and Recommendations - Senate, by Strategy -- ALL FUNDS**

Strategy/Goal	2018-19 Base	2020-21 Recommended	Biennial Change	% Change	Comments
CRIME VICTIMS' COMPENSATION C.1.1	\$145,325,193	\$144,495,858	(\$829,335)	(0.6%)	Recommendations reflect: 1) A General Revenue decrease of \$51,234 due to the reallocation of indirect costs; 2) A General Revenue-Dedicated Fund 0469 decrease of \$218,454 due to one-times CAPPs implementation funding; and 3) A Federal Funds decrease of \$559,647 due to reduced Crime Victims Compensation grants (See Section 3, Item 5).
VICTIMS ASSISTANCE C.1.2	\$66,564,315	\$75,055,532	\$8,491,217	12.8%	Recommendations reflect a net General Revenue increase of due to the addition of \$8.5 million for Sexual Assault Nurse Examiners and Rape Crisis Centers, and due to the reallocation of \$8,783 in indirect costs.
<b>Total, Goal C, CRIME VICTIMS' SERVICES</b>	<b>\$211,889,508</b>	<b>\$219,551,390</b>	<b>\$7,661,882</b>	<b>3.6%</b>	
MEDICAID INVESTIGATION D.1.1	\$37,704,112	\$38,826,886	\$1,122,774	3.0%	Recommendations reflect: 1) A net General Revenue increase of \$422,847 due to a \$252,840 transfer from Strategy A.1.1. for commissioned peace officers, an increase of \$372,067 due to reallocation of indirect costs, and a decrease of \$202,060 due to the removal of one-time CAPPs implementation funding; 2) A Federal Funds increase of \$720,920; and 3) An Appropriated Receipts decrease of \$20,993 due to a projected reduction in collections.
<b>Total, Goal D, REFER MEDICAID CRIMES</b>	<b>\$37,704,112</b>	<b>\$38,826,886</b>	<b>\$1,122,774</b>	<b>3.0%</b>	
ADMINISTRATIVE SUPPORT FOR SORM E.1.1	\$1,411,916	\$1,271,610	(\$140,306)	(9.9%)	Recommendations reflect: 1) A General Revenue decrease of \$27,265 due to the reallocation of indirect costs; and 2) A net Interagency Contracts decrease of \$113,041 due to the reallocation of \$6,888 in indirect costs and the removal of \$106,153 in one-time CAPPs implementation funding.
<b>Total, Goal E, ADMINISTRATIVE SUPPORT FOR SORM</b>	<b>\$1,411,916</b>	<b>\$1,271,610</b>	<b>(\$140,306)</b>	<b>(9.9%)</b>	
<b>Grand Total, All Strategies</b>	<b>\$1,248,119,319</b>	<b>\$1,229,429,904</b>	<b>(\$18,689,415)</b>	<b>(1.5%)</b>	



**Office of the Attorney General  
Summary of Federal Funds - Senate  
(Dollar amounts in Millions)**

<b>Program</b>	<b>Est 2018</b>	<b>Bud 2019</b>	<b>Rec 2020</b>	<b>Rec 2021</b>	<b>2018-19 Base</b>	<b>2020-21 Rec</b>	<b>2020-21 Rec % Total</b>	<b>Recommended Over/(Under) Base</b>	<b>% Change from Base</b>
Child Support Enforcement	\$179.5	\$204.2	\$191.3	\$191.3	\$383.7	\$382.6	79.7%	(\$1.1)	(0.3%)
Crime Victim Compensation	\$33.2	\$30.0	\$31.1	\$31.5	\$63.2	\$62.6	13.0%	(\$0.6)	(0.9%)
State Medicaid Fraud Control Units	\$13.0	\$13.0	\$13.4	\$13.4	\$26.1	\$26.8	5.6%	\$0.8	2.9%
Rape Prevention Education	\$2.1	\$2.1	\$2.1	\$2.1	\$4.1	\$4.1	0.9%	\$0.0	0.0%
Grants to States for Access and Visitation Programs	\$0.7	\$0.7	\$0.7	\$0.7	\$1.4	\$1.5	0.3%	\$0.0	2.4%
Preventive Health and Health Services Block Grant	\$0.6	\$0.6	\$0.6	\$0.6	\$1.1	\$1.1	0.2%	\$0.0	0.0%
Internet Crimes Against Children	\$0.4	\$0.5	\$0.4	\$0.4	\$0.9	\$0.9	0.2%	\$0.0	0.0%
South West Border High Intensity Drug Trafficking Areas	\$0.2	\$0.2	\$0.2	\$0.2	\$0.3	\$0.3	0.1%	\$0.0	0.0%
HIDTA: Houston Money Laundering Initiative	\$0.0	\$0.0	\$0.0	\$0.0	\$0.0	\$0.0	0.0%	\$0.0	0.0%
Vision 21 - Psych Svcs for Children	\$0.0	\$0.0	\$0.0	\$0.0	\$0.0	\$0.0	0.0%	\$0.0	0.0%
National Child Support Noncustodial Parent Employment Demonstrat	\$0.2	\$0.0	\$0.0	\$0.0	\$0.2	\$0.0	0.0%	(\$0.2)	(100.0%)
Texas Start SMART	\$0.2	\$0.0	\$0.0	\$0.0	\$0.2	\$0.0	0.0%	(\$0.2)	(100.0%)
Hurricane Harvey Public Assistance Grants	\$0.3	\$0.0	\$0.0	\$0.0	\$0.3	\$0.0	0.0%	(\$0.3)	(100.0%)
<b>TOTAL:</b>	<b>\$230.3</b>	<b>\$251.2</b>	<b>\$239.8</b>	<b>\$240.2</b>	<b>\$481.5</b>	<b>\$479.9</b>	<b>100.0%</b>	<b>(\$1.5)</b>	<b>(0.3%)</b>

**Office of the Attorney General  
FTE Highlights - Senate**

<b>Full-Time-Equivalent Positions</b>	<b>Expended 2017</b>	<b>Estimated 2018</b>	<b>Budgeted 2019</b>	<b>Recommended 2020</b>	<b>Recommended 2021</b>
Cap	4,195.4	4,191.4	4,191.4	4,209.4	4,209.4
Actual/Budgeted	4,022.8	4,015.3	4,196.4	NA	NA

**Schedule of Exempt Positions (Cap)**

Attorney General, Group 6	\$153,750	\$153,750	\$153,750	\$153,750	\$153,750
---------------------------	-----------	-----------	-----------	-----------	-----------

Notes:

a) Recommendations for the 2020-21 biennium include an additional 13.0 FTE per fiscal year within Strategy A.1.1. Legal Services to expand the Human Trafficking Section.

b) OAG Rider 31 in the 2018-19 General Appropriations Act included an additional \$4.5 million for cost of living adjustments for attorneys in Strategy A.1.1. Legal Services. Recommendations for the 2020-21 biennium include this amount in base funding for Strategy A.1.1.

c) The State Auditor's Office Report, Executive Compensation at State Agencies (Report 18-705, August 2018), does not indicate market average salaries for elected officials. The salary for the Attorney General is a public policy decision that is not tied directly to the market average for similar professional positions. The agency is not requesting any changes to its Exempt Position.

d) OAG Rider 10 Child Support Contractors provides an exemption from Article IX, Section 6.10 FTE limitations for full-time contracted positions associated with Strategy B.1.1. Child Support Enforcement. The OAG reports that the number of positions subject to Rider 10 is 237.2 for fiscal year 2018. OAG Rider 30 Full-Time Equivalent Positions Intern Exemption provides an exemption from Article IX, Section 6.10 FTE limitations for positions held by undergraduate, law school, graduate students, or post-graduate fellowship recipients. The OAG reports that the number of positions subject to Rider 30 are 3.7 for fiscal year 2018.

**Office of the Attorney General  
Performance Measure Highlights - Senate**

	<b>Expended 2017</b>	<b>Estimated 2018</b>	<b>Budgeted 2019</b>	<b>Recommended 2020</b>	<b>Recommended 2021</b>
<ul style="list-style-type: none"> <li>• <i>Legal Hours Billed to Litigation and Legal Counsel</i></li> </ul> <p><i>Measure Explanation: The total number of hours attributed to cases where there is a reasonable expectation that another party will contest OAG actions (litigation), or where OAG provides general legal advice to a client agency or other client entity (legal counsel). The OAG reports the total number of hours billed to litigation and legal counsel was 1,105,889 in fiscal year 2018, which is 104 percent of the GAA target of 1,053,655.</i></p>	1,104,697	1,105,889	1,097,138	1,092,696	1,088,254
<ul style="list-style-type: none"> <li>• <i>Average Cost per Legal Hour</i></li> </ul> <p><i>Measure Explanation: The per hour cost to the OAG of providing litigation and legal counsel services to client agencies and other client entities. The OAG reports that its average cost per hour for legal services was \$96.34 in fiscal year 2018, which is 99 percent of the GAA target of \$96.93.</i></p>	\$89.93	\$96.34	\$99.45	\$96.93	\$96.92
<ul style="list-style-type: none"> <li>• <i>Amount of Title IV-D Child Support Collected (in Millions)</i></li> </ul> <p><i>Measure Explanation: The amount of disbursed child support collections processed by the OAG Child Support Division. This measure excludes non IV-D wage withholding collections processed through the federally mandated State Disbursement Unit (SDU), which acts as a conduit between employers and non IV-D custodial parents. The OAG reports that it collected \$4.37 billion in Child Support payments in fiscal year 2018, which is 105 percent of the GAA target of \$4.16 billion.</i></p>	\$4,219.1	\$4,378.2	\$4,350.0	\$4,400.0	\$4,450.0
<ul style="list-style-type: none"> <li>• <i>Ratio of Total Dollars Collected per Dollar Spent [Child Support]</i></li> </ul> <p><i>Measure Explanation: A benefit to cost comparison between the total amount of child support collections/disbursements, and the amount spent in OAG's Strategy B.1.1. Child Support Enforcement. The OAG reports that it collected \$12.55 for every dollar spent on Child Support enforcement in fiscal year 2018, which is 101 percent of the GAA target of \$12.42.</i></p>	\$10.96	\$12.55	\$11.03	\$12.42	\$12.18

**Office of the Attorney General**  
**Summary of Ten Percent Biennial Base Reduction Options Recommendations - Senate**

Priority	Item	Description/Impact	Biennial Reduction Amounts			Potential Revenue Loss	Reduction as % of Program GR/GR-D Total	Program GR/GR-D Total	Included in Introduced Bill?
			GR & GR-D	All Funds	FTEs				
1)	Child Support Program	Increasing the Child Support annual enforcement fee from \$25 to \$35 as required by federal law. (See Section 3, Item 6)	\$13,177,049	\$13,177,049	0.0	\$0	4%	\$326,315,167	
2)	Legal Services Program - Civil Litigation	Increasing OAG Rider 25 base collections of \$310,000 to \$375,000 in FY 2020-2021 for the Legal Services strategy Outside Legal Counsel Contract Review Fees. State agencies and public universities are required to seek approval from the Attorney General to retain outside legal counsel, and the OAG collects an administrative fee for the review.	\$65,000	\$65,000	0.0	\$0	0%	\$78,214,577	
3)	Child Support Program	Reduce expenses for storage costs of certain Child Support Program records at the Texas State Library. Potential federal funding support may be compromised with this option.	\$68,000	\$68,000	0.0	\$132,000	0%	\$326,315,167	
4)	Crime Victim Services Program	Amend Government Code Sec. 420.011 to transfer the certification of Sexual Assault Nurse Examiners (SANE) to a medical entity. The OAG is currently required by law to certify SANE and has contracted in FY 2018-2019 with Texas A&M University Health Science Center to perform the training of SANE nurses.	\$500,000	\$500,000	0.0	\$0	2%	\$25,677,948	
5)	Legal Services Program - Civil Litigation	Eliminate the Consumer Protection Division's Pharr office and El Paso office and 8.0 FTEs.	\$1,500,754	\$1,500,754	8.0	\$0	2%	\$78,214,577	
6)	Child Support Program	Reduce Data Center Services (DCS) for the Child Support Program. State savings would be offset by a \$2.7 million loss of federal matching funds.	\$1,400,000	\$1,400,000	0.0	\$2,717,648	1%	\$108,304,488	
7)	Child Support State Disbursement Unit	Eliminate a portion of the contract pertaining to the operation of the State Disbursement Unit (SDU) call center. The savings would be offset by a \$1.7 million loss in federal matching funds. The call centers operated by the Child Support Program in the field handle approximately 3 million calls per year.	\$860,693	\$860,693	0.0	\$1,670,757	7%	\$12,546,822	
8)	Child Support Program	Eliminate Child Support Program temporary employee contracts. The savings would be offset by a \$18.5 million loss in federal matching funds. General revenue funds appropriated to the Child Support Program are matched at a 66% rate by federal funds. OAG reports that the Child Support Program utilizes 237.2 these temporary employees for fiscal year 2018.	\$9,520,000	\$9,520,000	0.0	\$26,880,000	3%	\$326,315,167	

**Office of the Attorney General**  
**Summary of Ten Percent Biennial Base Reduction Options Recommendations - Senate**

Priority	Item	Description/Impact	Biennial Reduction Amounts			Potential Revenue Loss	Reduction as % of Program GR/GR-D Total	Program GR/GR-D Total	Included in Introduced Bill?
			GR & GR-D	All Funds	FTEs				
9)	Child Support Program	Reduce funding for Child Support Program office lease renewals, consolidations and expansions. The OAG has requested an additional \$8.3 million in All Funds for Child Support rent in the 2020-21 biennium. State savings would be offset by a \$3.0 million loss of federal matching funds.	\$1,530,000	\$1,530,000	0.0	\$2,970,000	4%	\$43,277,544	
10)	Child Support Program	Eliminate the Automated Income Withholding Follow-Up (AIWF) portion of the Child Support Program's Employer Repository Maintenance and Verification - Automated Income Withholding Follow-Up contract. Under this contract, a vendor verifies and corrects employer addresses, resolves automated income withholding issuances, and adds employment information to child support cases when data fails to process automatically.	\$816,000	\$816,000	0.0	\$1,584,000	0%	\$326,315,167	
11)	Child Support Program	Eliminate the Child Support Program contract for service of process. The Child Support Program contracts with a private service of process vendor to supplement local law enforcement officials who are unable or unwilling to serve process in child support cases.	\$4,760,000	\$4,760,000	0.0	\$17,540,000	1%	\$326,315,167	
12)	Legal Services Program - Civil Litigation	Reducing 16.8 FTEs through attrition within the Civil Litigation Divisions, Strategy A.1.1. Legal Services. Impacted areas could include the Bankruptcy and Collections Division, and the enforcement of Consumer Protection, Environmental and Civil Medicaid statutes.	\$2,676,754	\$2,676,754	16.8	\$0	3%	\$78,214,577	
13)	Legal Services Program - General Legal Counsel	Reducing 2.5 FTEs through attrition within the General Legal Counsel program, Strategy A.1.1. Legal Services. The General Counsel Division provides legal advice and counsel within the agency on general government law, compliance matters, and agency policies and procedures.	\$352,916	\$352,916	2.5	\$0	4%	\$8,494,578	
14)	Legal Services Program - Criminal Justice	Reducing 2.6 FTEs through attrition within the Criminal Justice program, Strategy A.1.1. Legal Services. This program helps investigate and prosecute cases involving sexual predators, capital murder, murder, intoxication manslaughter, and public corruption.	\$404,288	\$404,288	2.6	\$0	4%	\$9,810,315	

**Office of the Attorney General**  
**Summary of Ten Percent Biennial Base Reduction Options Recommendations - Senate**

Priority	Item	Description/Impact	Biennial Reduction Amounts			Potential Revenue Loss	Reduction as % of Program GR/GR-D Total	Program GR/GR-D Total	Included in Introduced Bill?
			GR & GR-D	All Funds	FTEs				
15)	Law Enforcement Program	Reducing 3.0 FTEs through attrition within the Law Enforcement program, Strategy A.1.1. Legal Services. This program includes commissioned officers available to investigate sexual predators, cyber-crimes, crimes against children, and fugitive apprehension.	\$454,490	\$454,490	3.0	\$0	2%	\$21,031,764	
16)	Criminal Medicaid Fraud Investigations Program	Reducing 9.8 FTEs through attrition within the Criminal Medicaid Fraud Investigations program, Strategy D.1.1. Medicaid Investigation. The program is required by federal law and is comprised of auditors, investigators, and attorneys to combat Medicaid fraud, as well as commissioned police officers that investigate and refer for prosecution criminal fraud by Medicaid providers.	\$343,332	\$343,332	9.8	\$1,029,996	3%	\$11,995,400	
17)	Child Support Program	Reducing 134.5 FTEs through attrition within Strategy B.1.1. Child Support Enforcement. Child Support staff currently work more than 561 cases per FTE, while the national average is 281 per FTE.	\$4,415,088	\$4,415,088	134.5	\$12,570,464	1%	\$326,315,167	
18)	Crime Victim Services Program	Reduce victims assistance grants funded with the GR-Dedicated Sexual Assault Program Account 5010 in Strategy C.1.2. Victims Assistance. Grant funding is provided to rape crisis centers that provide services to crime victims and work to prevent sexual violence.	\$6,489,700	\$6,489,700	0.0	\$0	32%	\$20,377,092	
<b>TOTAL, 10% Reduction Options</b>			<b>\$49,334,064</b>	<b>\$49,334,064</b>	<b>177.2</b>	<b>\$67,094,865</b>			

**Office of Attorney General (OAG)  
Quality Assurance Team (QAT) Highlights**

OAG has two projects subject to QAT oversight. The project below is within budget and on schedule as reported to the Quality Assurance Team.\*

Project Name	Project Cost (In Millions)	Expenditures to Date	% Complete	Timeline in Months	Project Status
Crime Victims' Compensation (CVC) Web Portal Project	\$ 3.7	\$ 2.6	100.0%	21	<p>This project enhanced access to information for external users, including law enforcement, medical providers and crime victims, by creating a public-facing web portal. The system is hosted by an external cloud-based vendor and was implemented on the enterprise content management platform used in previous phases of this system. The solution provides better support for current and future needs of both agency and constituents.</p> <p>The initial planned project start and finish dates were June 1, 2016, and March 31, 2018, respectively. The project was implemented successfully and was on budget and within schedule.</p>

---

\*Note: These figures reflect all project costs (Capital and Informational) and timelines from self-reported monitoring reports that are sent to the Quality Assurance Team (QAT) for review. QAT includes representatives from the Comptroller of Public Accounts, Department of Information Resources, Legislative Budget Board and the State Auditor's Office (Advisory Only).