



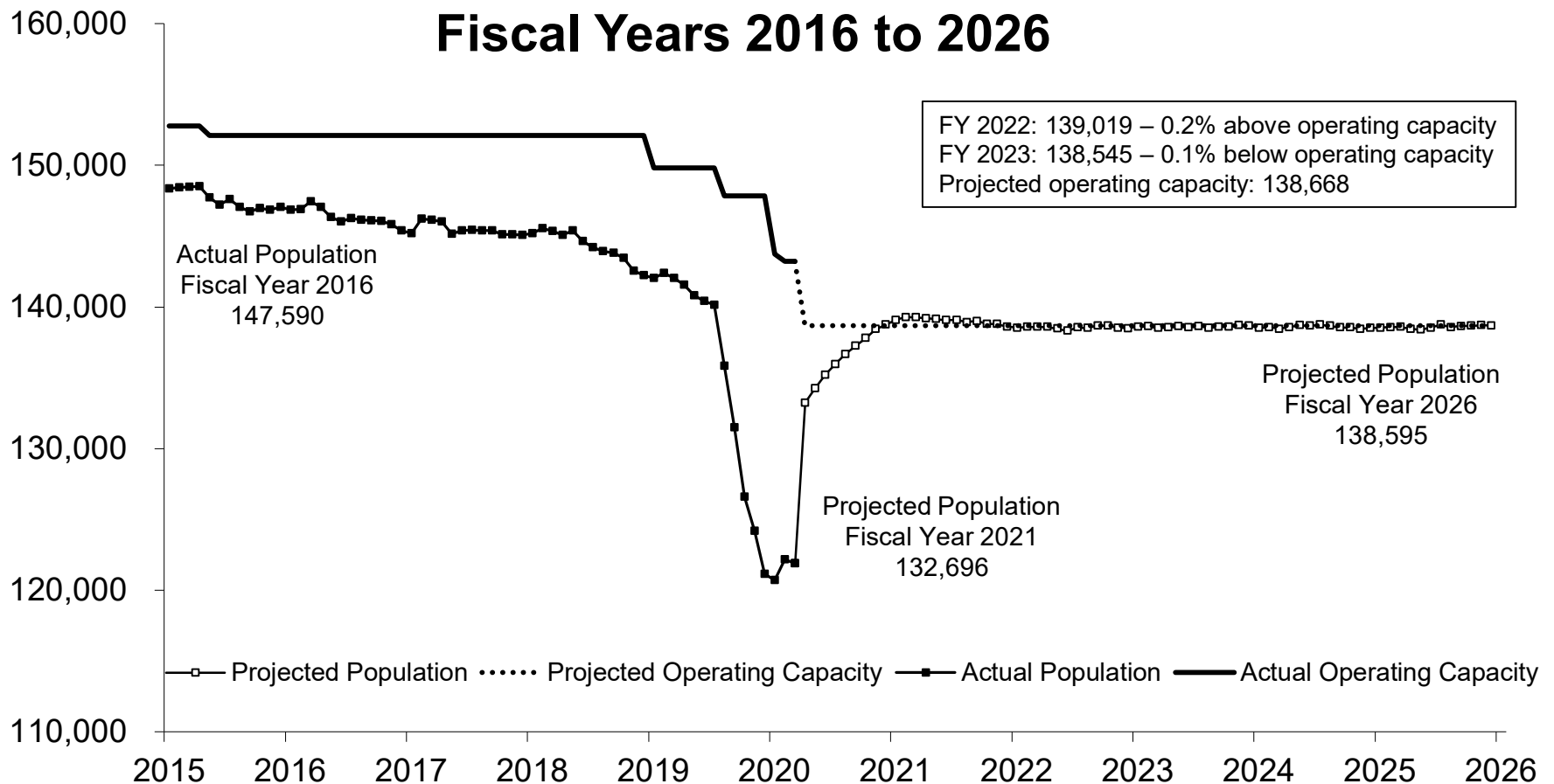
## LEGISLATIVE BUDGET BOARD

# Overview of Criminal and Juvenile Justice Correctional Population Projections, Recidivism Rates, and Costs Per Day

PRESENTED AT THE SENATE FINANCE COMMITTEE HEARING  
LEGISLATIVE BUDGET BOARD STAFF

FEBRUARY 2021

# Adult Correctional Population Projections: Incarceration Population and Operating Capacity

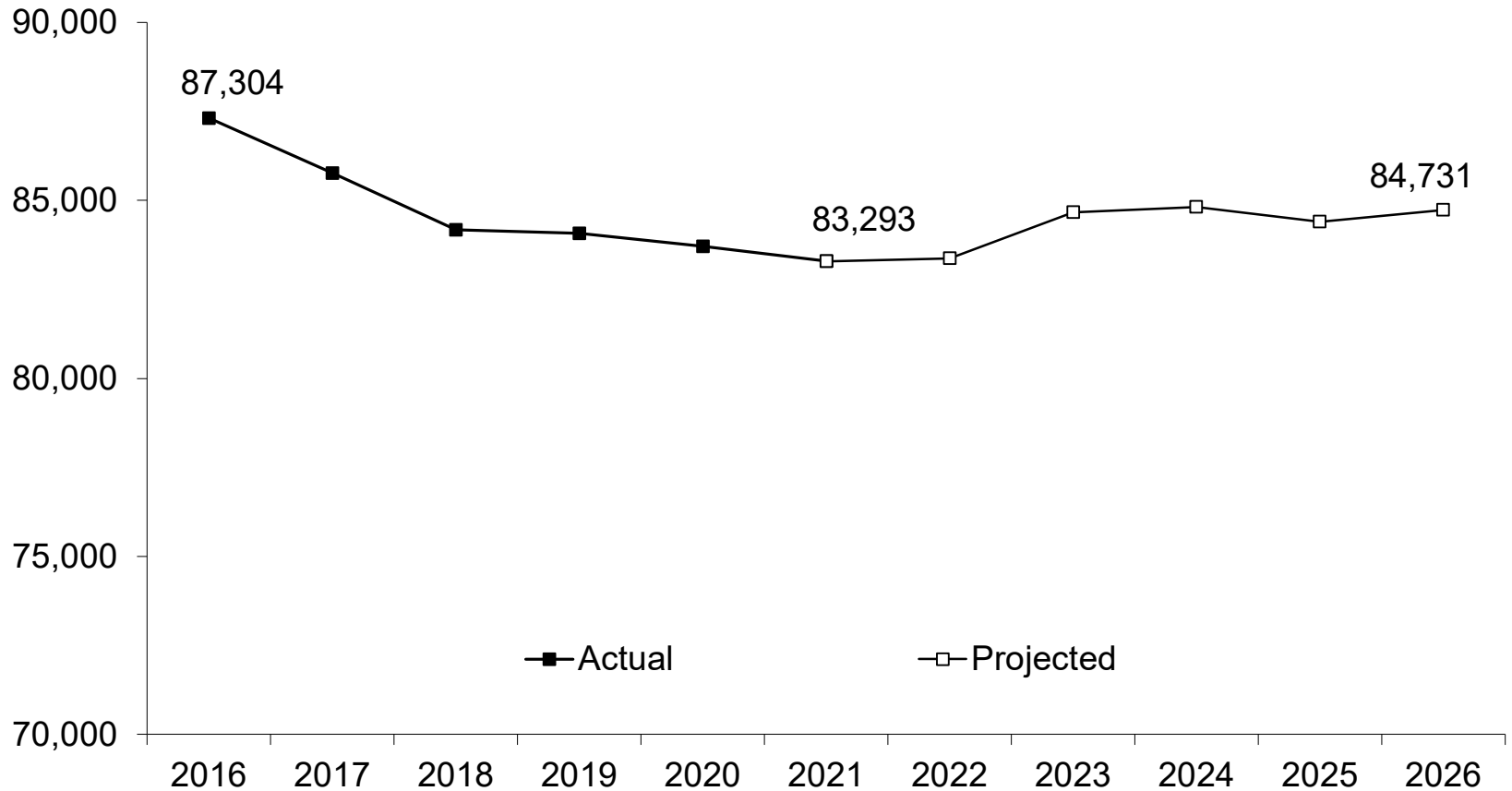


NOTE: Operating capacity is 96.0 percent of the sum of total unit capacities

SOURCES: Legislative Budget Board; Texas Department of Criminal Justice.

# Adult Correctional Population Projections: Active Parole

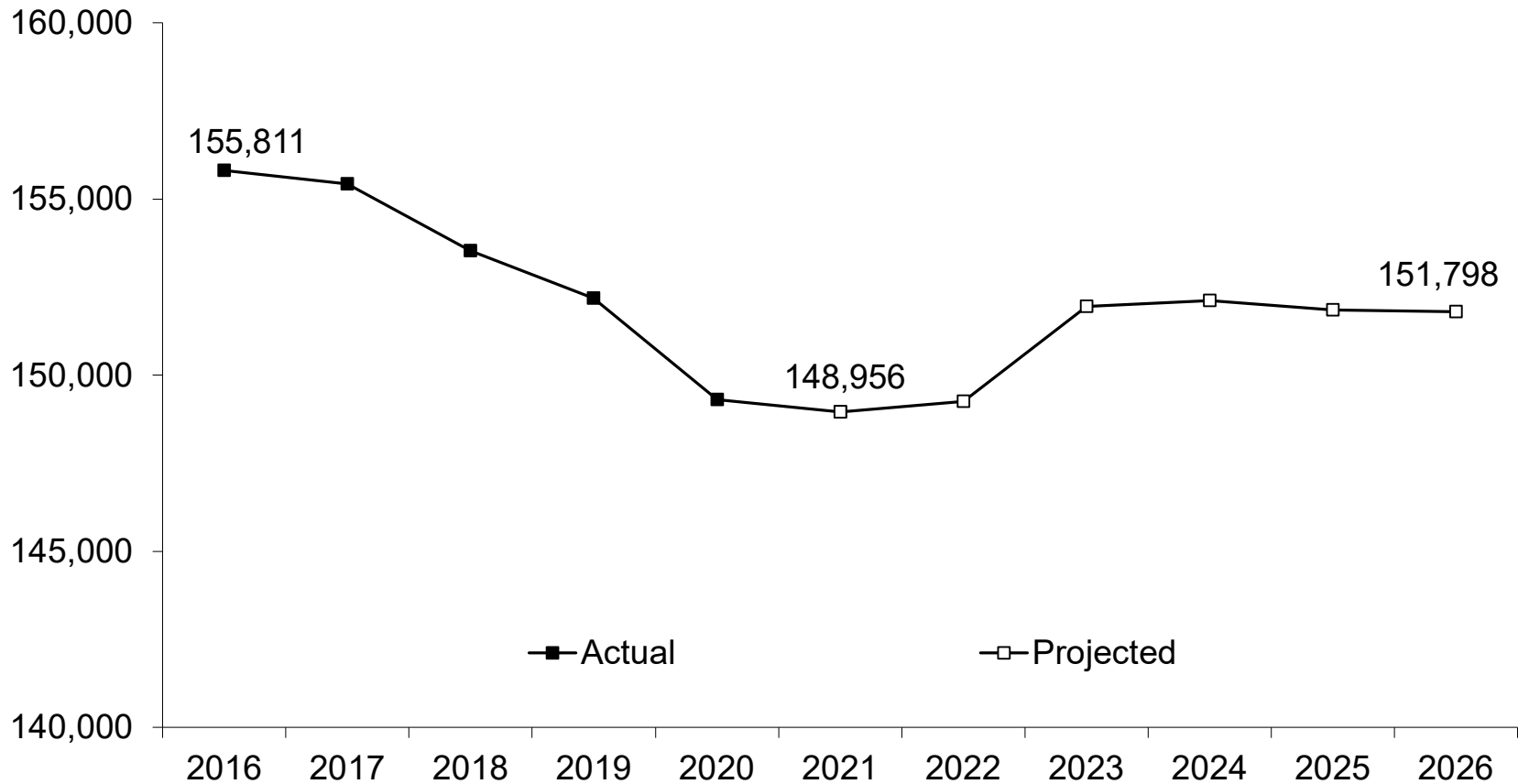
## Fiscal Years 2016 to 2026



SOURCES: Legislative Budget Board; Texas Department of Criminal Justice.

# Adult Correctional Population Projections: Felony Direct Community Supervision

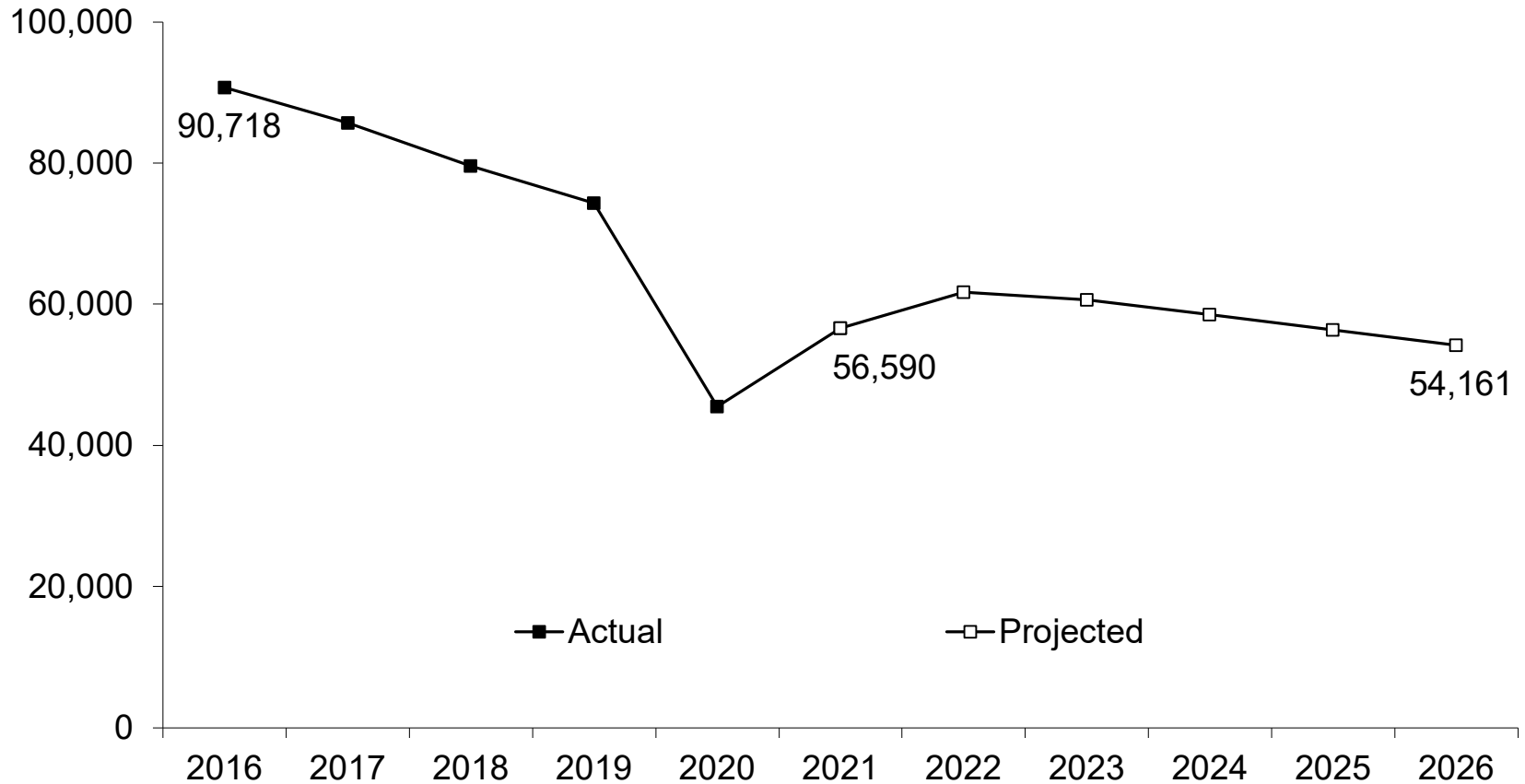
## Fiscal Years 2016 to 2026



SOURCES: Legislative Budget Board; Texas Department of Criminal Justice.

# Adult Correctional Population Projections: Misdemeanor Community Supervision Placements

Fiscal Years 2016 to 2026



SOURCES: Legislative Budget Board; Texas Department of Criminal Justice.

# Criminal and Juvenile Justice Uniform Cost Per Day: Highlights

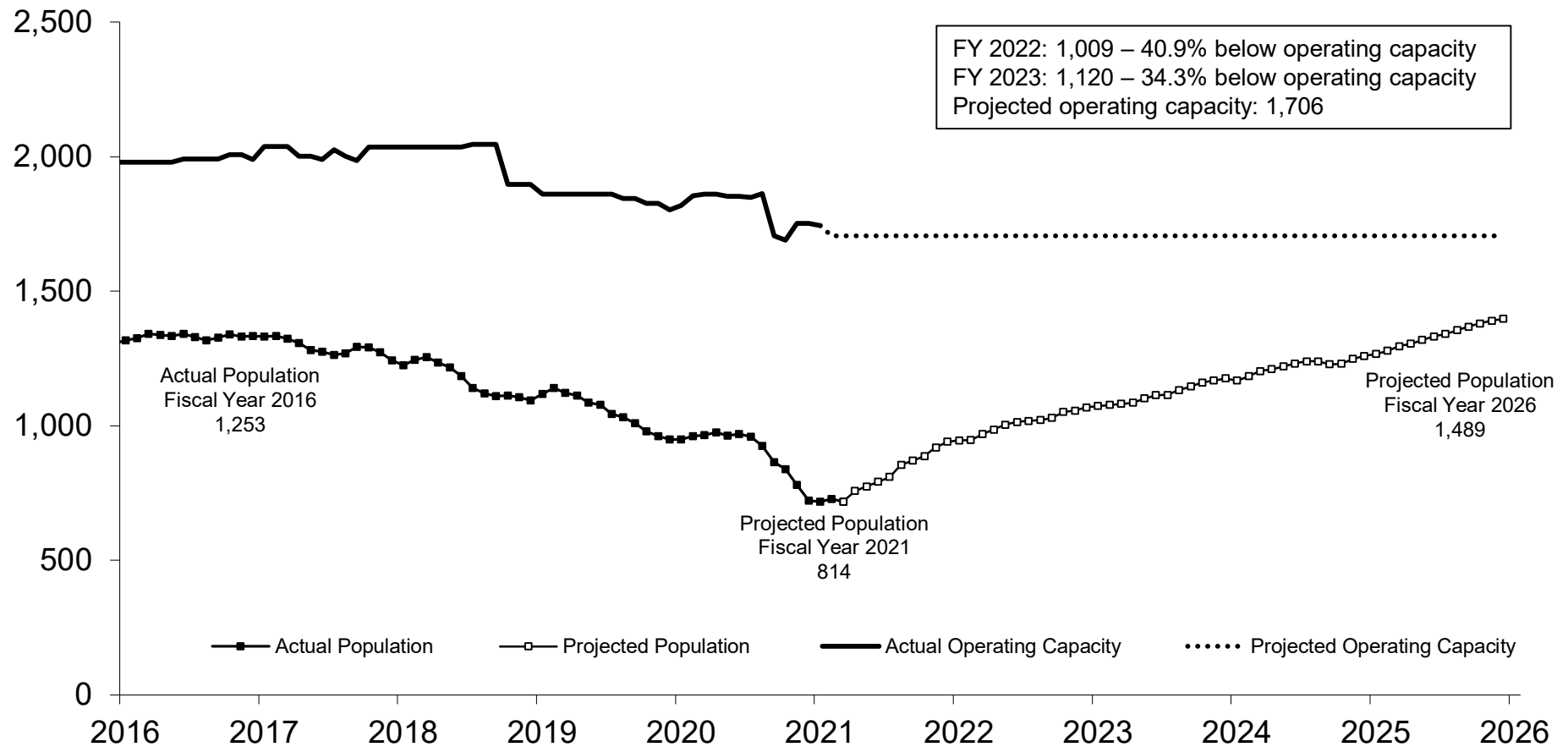
<b>TDCJ Population</b>	<b>Fiscal Year 2019</b>	<b>Fiscal Year 2020</b>
Systemwide	\$64.35	\$69.27
Parole Supervision	\$4.53	\$4.64
Community Supervision	\$3.88	\$3.98
<b>TJJD Population</b>	<b>Fiscal Year 2019</b>	<b>Fiscal Year 2020</b>
State Residential Facilities	\$523.83	\$616.70
Parole Supervision	\$40.25	\$50.55
Juvenile Probation Supervision	\$13.63	\$15.14

NOTE: The costs per day for community supervision and juvenile probation supervision represent a total cost per day and includes both the state and local cost of supervision.

SOURCES: Legislative Budget Board; Texas Department of Criminal Justice; Texas Juvenile Justice Department.

# Juvenile Correctional Population Projections: TJJD Actual and Projected State Residential Average Daily Population and Operating Capacity

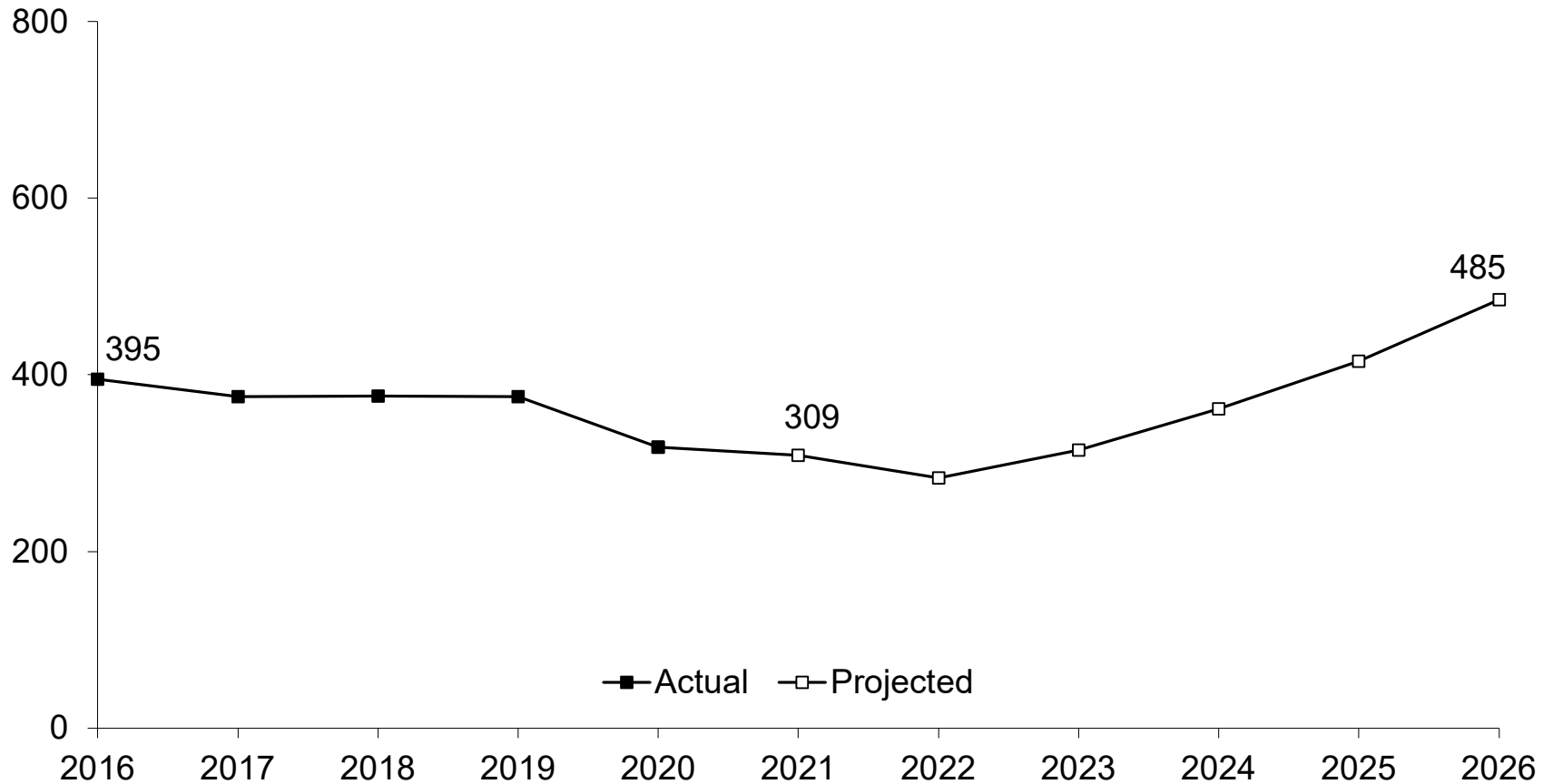
## Fiscal Years 2016 to 2026



SOURCES: Legislative Budget Board; Texas Juvenile Justice Department.

# Juvenile Correctional Population Projections: Parole

## Fiscal Years 2016 to 2026

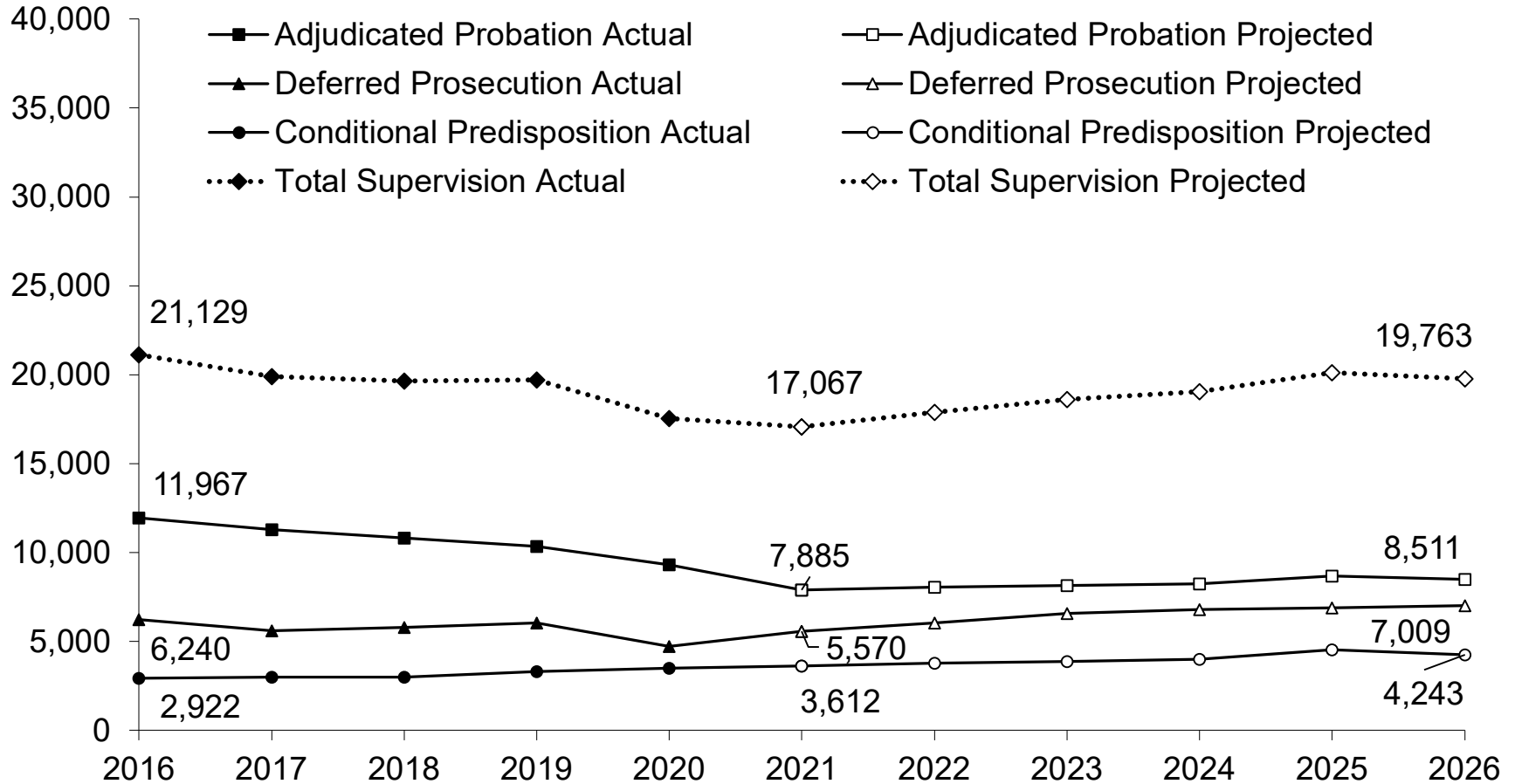


SOURCES: Legislative Budget Board; Texas Juvenile Justice Department.



# Juvenile Correctional Population Projections: Probation

## Fiscal Years 2016 to 2026



SOURCES: Legislative Budget Board; Texas Juvenile Justice Department.

# Criminal and Juvenile Justice Recidivism and Revocation Rates: Highlights

Fiscal Year 2017 Cohort			
Adult Populations	Rearrest %	Reconviction %	Incarceration/Reincarceration %
Felony Community Supervision	40.6%	29.0%	27.6%
Prison	47.6%	34.4%	20.3%
State Jail	63.0%	51.8%	28.0%
Substance Abuse Felony Punishment Facility	43.9%	33.2%	42.2%
In-Prison Therapeutic Community	46.0%	33.2%	21.7%
Intermediate Sanction Facility	56.2%	42.1%	38.5%
Parole Supervision	45.3%	32.7%	20.2%
Fiscal Year 2020 Felony Revocation Rates			
Felony Community Supervision	11.3%		
Parole Supervision	3.9%		

NOTE: The reconviction rate includes individuals that have been convicted or reconvicted.

SOURCES: Legislative Budget Board; Texas Department of Criminal Justice; Texas Department of Public Safety.

# Criminal and Juvenile Justice Recidivism and Revocation Rates: Highlights

Fiscal Year 2017 Cohort			
Juvenile Populations	Rearrest %	Readjudication %	Incarceration/Reincarceration %
Deferred Prosecution Supervision	42.1%	8.6%	1.2%
Adjudicated Probation Supervision	60.3%	20.1%	8.2%
Local Secure Residential Facility	71.4%	34.7%	19.0%
State Residential Facility	75.9%	55.1%	42.5%

Fiscal Year 2020 Felony Revocation Rates	
Deferred Prosecution Supervision	0.1%
Adjudicated Probation Supervision	4.2%
Parole Supervision	18.9%

NOTE: The readjudication rate includes individuals that have been adjudicated, readjudicated, or convicted.

SOURCES: Legislative Budget Board; Texas Department of Criminal Justice; Texas Department of Public Safety; Texas Juvenile Justice Department.



## LEGISLATIVE BUDGET BOARD

### **Contact the LBB**

Legislative Budget Board

[www.lbb.state.tx.us](http://www.lbb.state.tx.us)

512.463.1200